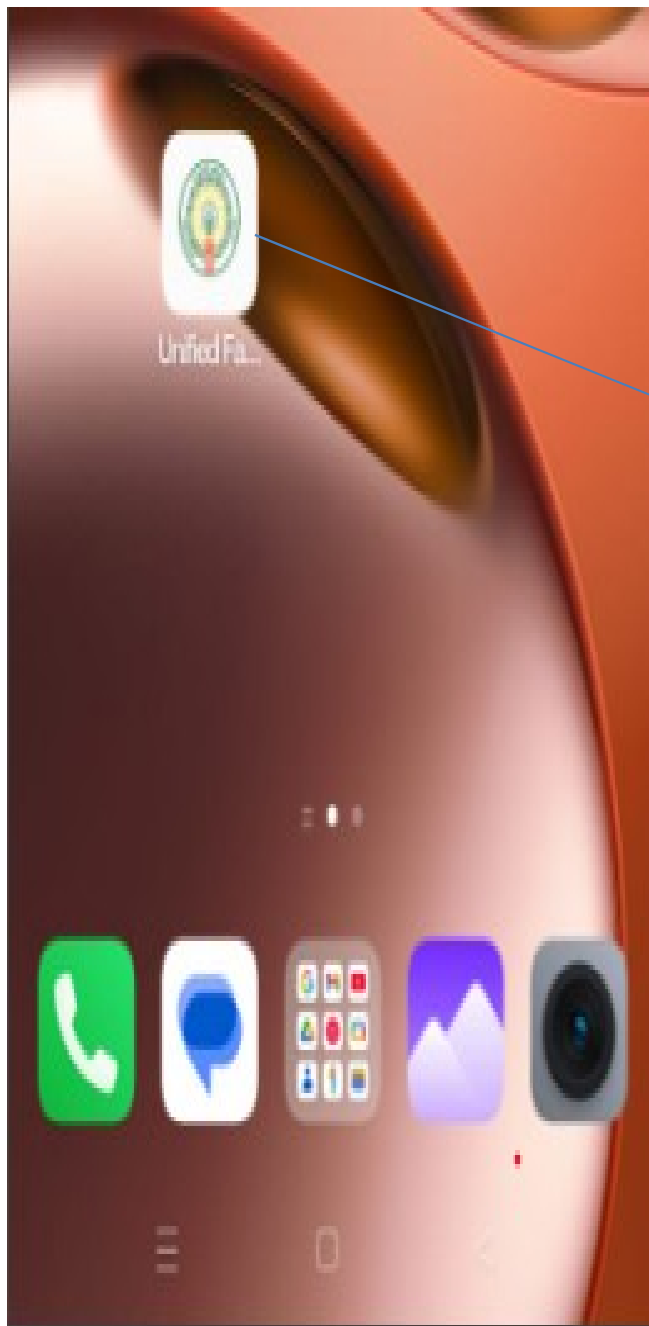




Andhra Pradesh State: Unified Family Survey

Mobile Application _User Manual



Unified Mobile application

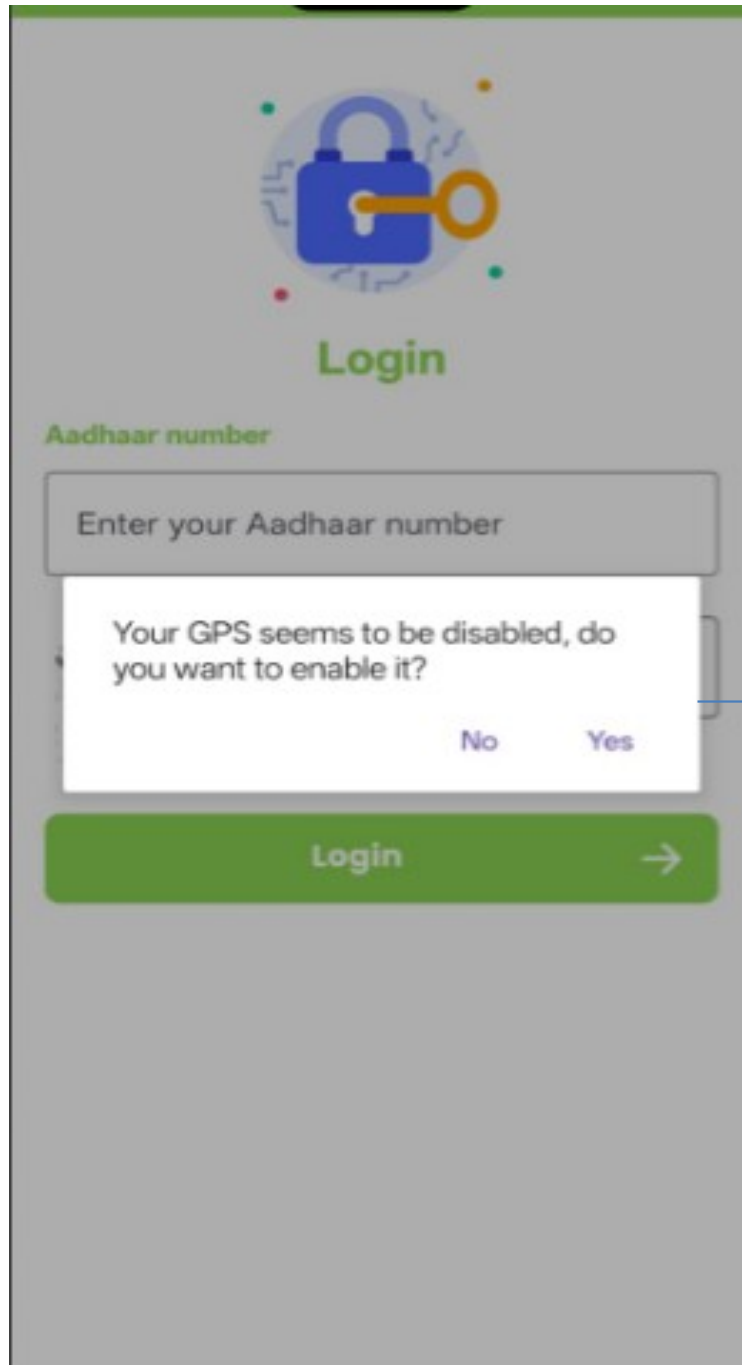
Tap on “ **UNIFIED**” application icon in the dock.

Application launched and displayed the Splash Screen.

Note:

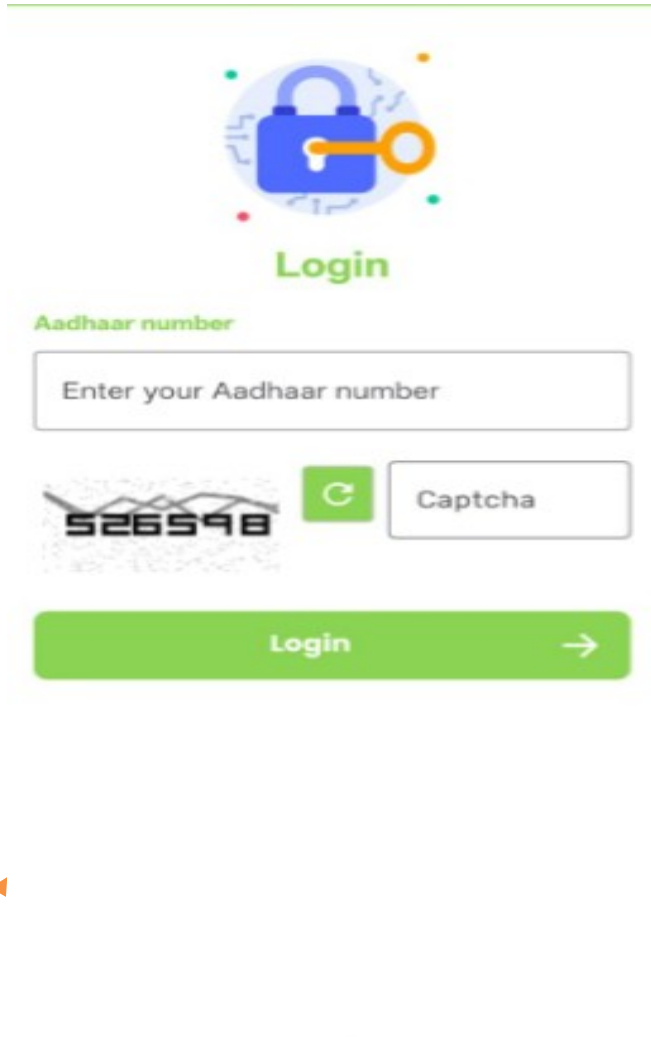
To use the application, needs activate Internet/ Wi-Fi and Turn on “**Location**” in device .

Launch the app, Automatically it navigates to “**LOGIN**” Screen



✓ GPS Requirement: If GPS is off, enable it when prompted.

Surveyor Login Screen



The login screen features a blue padlock icon with a keyhole and a green 'Login' button. Below the icon is a text input field for the Aadhaar number, a captcha image with the code '526598', and a green 'Login' button with a right arrow.

Login

Aadhaar number

Enter your Aadhaar number


526598

Captcha

Login →

✓ Steps to Login :

1. Enter your Aadhaar Number.
2. Enter the Captcha code.
3. Tap Login



The OTP verification screen displays the Government of India emblem, a message about the OTP, a masked Aadhaar number, a six-digit OTP input field, a 'VERIFY OTP' button, and a success message at the bottom.

We have sent an OTP on your Registered Aadhaar number
55XXXXXX1552

VERIFICATION

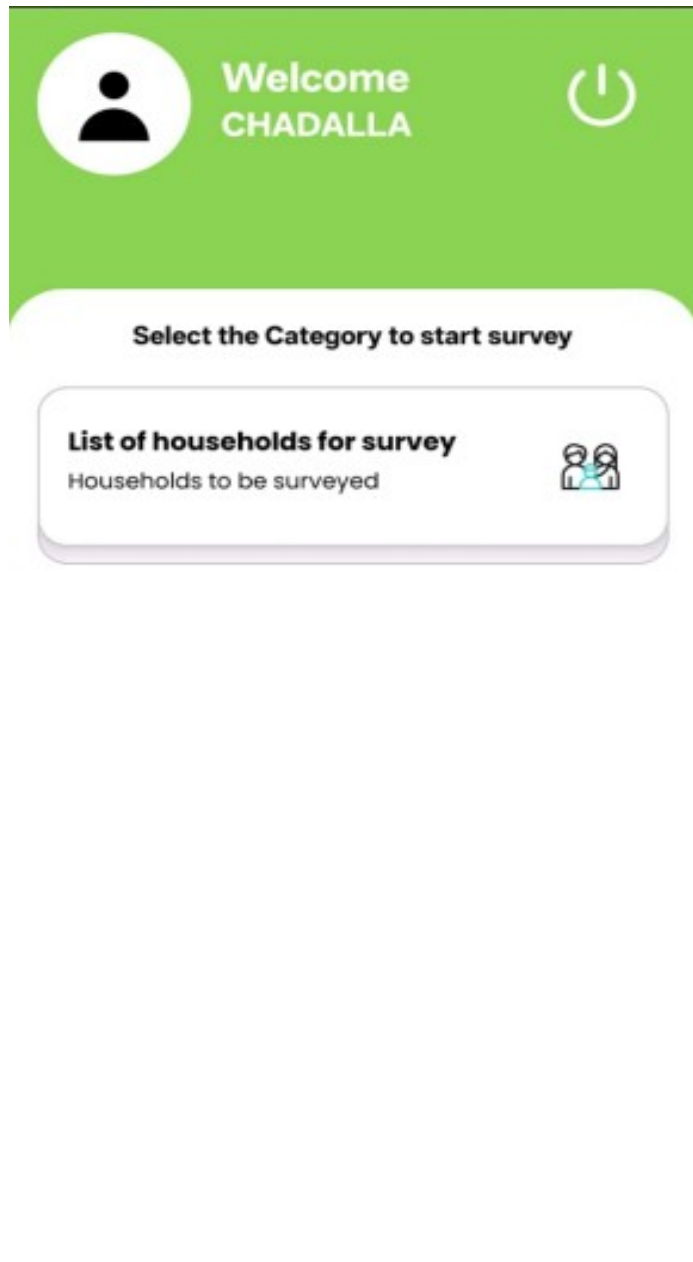
1 2 3 4 5 6

VERIFY OTP →

otp sent successfully

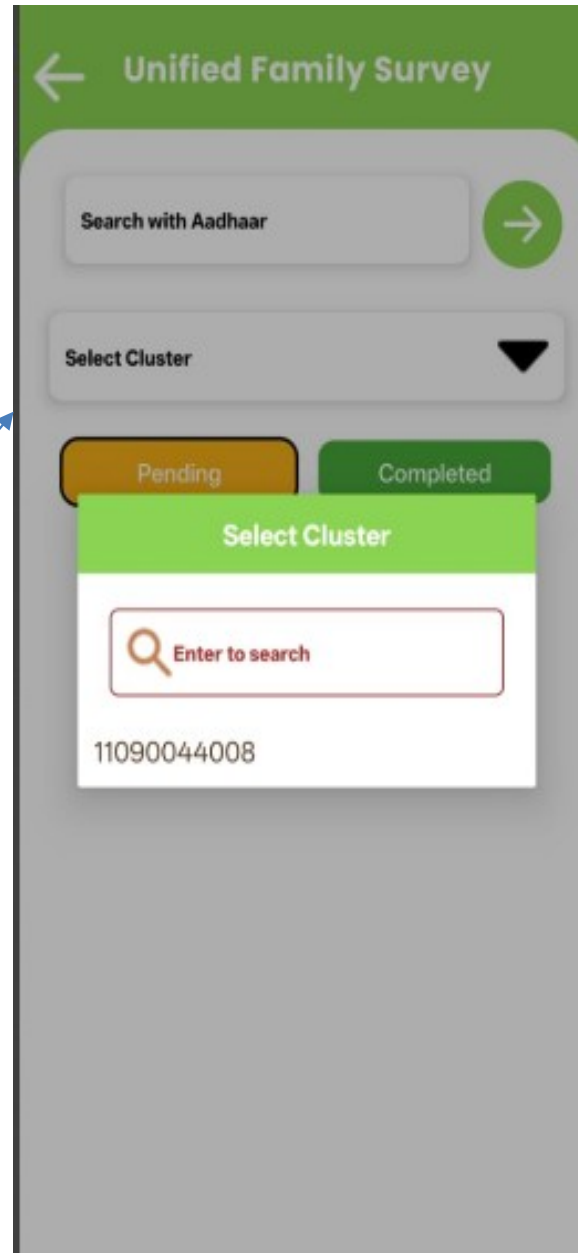
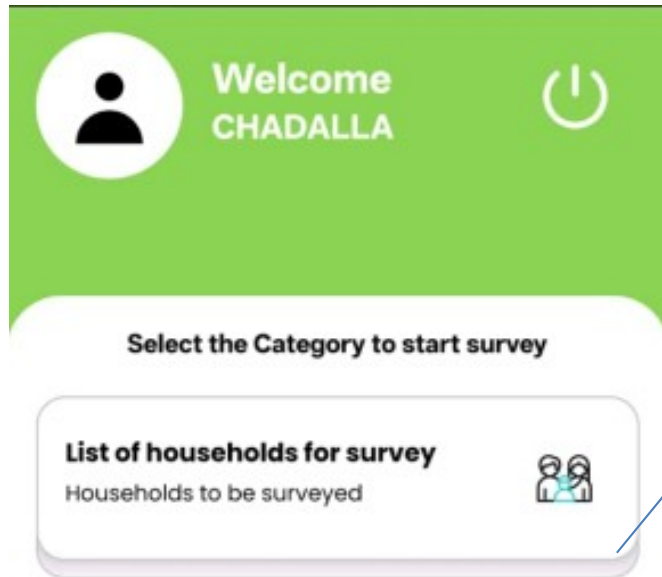
- ✓ Enter OTP to Login. (Aadhaar linked mobile number will Receive OTP)

Home Screen Overview



✓ **Step :**
After “**Login**” button, Dashboard screen will be displayed.

List of households for survey



✓ Steps to start survey :

Select the Category (List of households for survey)

***Household exists within the surveyor's cluster ***

- Search with Aadhaar or Select Cluster
- Enter Aadhaar number and tap the arrow to search.
- Select the appropriate cluster from the dropdown.
- Filter records using Pending or Completed tabs.

Household RecordsScreen

← Unified Family Survey

Search with Aadhaar

→

11090044008

▼

Pending

Completed

Name : Kulagiri Chowdappa

Address : 11090044,PUNGANUR,CHITTOOR

☎

Name : P. Sathwik

Address : 11090044,PUNGANUR,CHITTOOR

☎

Name : Denneru Ramakrishna

Address : 4_38,PUNGANUR,C HITTOOR

☎

← HH Survey

Household ID:

HH47666939546020200218032103839

Household Member Details

S.No	Name
1	<u>K Siri Kumar</u>
2	<u>K Suresh</u>
3	<u>K Girijamma</u>

Capture Household details →

✓ Step :

- Household exists within the surveyor's cluster
- On click of Particular list it's navigate to House hold details page.

Search with Aadhaar with in the Cluster

← Unified Family Survey

XXXXXXXX9411 →

Select Cluster ▼

Pending Completed

Name : P Chinnabba
Address : 0383,ROMPICHERL A,CHITTOOR

← HH Survey

Household ID:
HH4766693954602020021803210
3839

Household Member Details


S.No	Name
1	<u>K Siri Kumar</u>
2	<u>K Suresh</u>
3	<u>K Girijamma</u>

Capture Household details →

✓ Steps to follow:

- When searching if Aadhaar Number is existing Cluster it will show the results.
- On click list it will Navigate to next from survey Can start.

Household RecordsScreen


 HH Survey

Household ID:
HH4766693954602020021803210
3839

Household Member Details

S.No	Name
1	<u>K Siri Kumar</u>
2	<u>K Suresh</u>
3	<u>K Girijamma</u>

Capture Household details →

 HH Survey

Household ID:
HH4766693954602020021803210
3839

Household Member Details

Ekyc	Status
Completed	Not Completed
Completed	Not Completed
Completed	Not Completed

Capture Household details →

✓ Step :

- Screen shows Household ID and list of members with S.No, Name, and Age.
- Each member shows eKYC status: Pending or Completed.
- Status indicates if their individual survey is completed or not.

Part A: Individual Questions

← HH Survey

Household ID:
HH4766693954602020021803210
3839

Household Member Details

S.No	Name
1	<u>K Siri Kumar</u>
2	<u>K Suresh</u>
3	<u>K Girijamma</u>

Capture Household details →


← HH Survey

Basic Profile ▾

Social Profile ▾

Education And Skilling ▾

Employment and Livelihood ▾

Surveyor eKYC 

Submit →

✓ Step to Member's Survey: (Part A- Individual Questions)

- On click on “Name” Sections include
- **Section A.**
Basic Profile
- **Section B.**
Social Profile
- **Section C.** Education & Skilling
- **Section D:** Employment & Livelihood
- Expand each section and fill required details.
- After completion, perform all eKYC and then tap Submit.

Section A. Basic Profile

HH Survey

Basic Profile

Enter Aadhaar of the surveyee *

XXXXXXXX9865

Fetch Name, Gender and DoB from Aadhaar

Enter the Name of the Surveyee*

Denneru Ramakrishna

Select the gender of the surveyee *

MALE

Enter the date of birth of the surveyee *

01-01-1961

Do you have dedicated mobile number *

Select

How long have you been residing in Andhra Pradesh?*

✓ Step for Basic Profile

- The fields on this screen are pre-populated from the GSWS Database for quick verification.

***Fields:** Aadhaar No, Name, Gender, Date of Birth, Mobile Number.

- If any field requires correction, the surveyor may initiate the Surveyee's Aadhaar eKYC using the **Edit** option.
- Fields are editable only through Aadhaar eKYC (Mobile OTP, Fingerprint, Iris Scan, or Facial Authentication)."
- **Editable Fields:** Name, Gender, Date of Birth, Mobile Number.

Section A. Basic Profile

HH Survey

Fetch Name, Gender and DoB from Aadhaar

Enter the Name of the Surveyee*

Denneru Ramakrishna

Select the gender of the surveyee *

MALE

Select

Yes

No

Do you have dedicated mobile number *

Select

How long have you been residing in Andhra Pradesh?*

Select

Select the current marital status of the surveyee *

HH Survey

Select the gender of the surveyee *

MALE

Enter the date of birth of the surveyee *

01-01-1961

Do you have dedicated mobile number *

Yes

Enter the mobile number of the surveyee

7605

Enter OTP *

Enter

Verify Otp →

✓ Step for Mobile Number Verification

- Mobile Number. Do you have dedicated mobile number? (Yes/No)
- If Yes: Each mobile number should be validated via OTP.

-One mobile number can only be used for one citizen

-At least one member in the household should mark 'yes'

Section A. Basic Profile

HH Survey

Do you have dedicated mobile number *

Select

How long have you been residing in Andhra Pradesh?*

Select

Select the current marital status of the surveyee *

Select

Select Father or Husband Name of surveyee?

Father Name

Select Father Name

Select

HH Survey

Do you have dedicated mobile number *

Select

How long have you been residing in Andhra Pradesh?*

Select

Birth Certificate

RC

Aadhaar

Property Tax

Not Available

Capture Image

Capture ID of above sources, if available

Capture ID of above sources, if available

Upload Image

✓ Step for **How long have you been living in the state?**
(Dropdown Options: Since birth, 1, 2, 3,100)

Upload Proof

- The list includes: **Birth Certificate, RC, Aadhaar, Property Tax, or Not Available.**
- Capture and upload the document image. If '**Not Available**' is selected, no image is required."
- Tap **Capture Image** to take a photo of the selected document using the device camera.
- Tap **Upload Image** to attach the captured document image to the survey record.

Section A. Basic Profile

HH Survey

Capture image

Capture ID of above sources, if available

Capture ID of above sources, if available

Marital Status

- Single
- Married
- Widowed
- Separated
- Divorced

Capture image

Capture ID of above sources, if available

Capture ID of above sources, if available

HH Survey

Select the current marital status of the surveyee *

Married

Upload Proof

Select

Select

- Marriage/Divorce Certificate
- RC
- Not Available

Capture ID of above sources, if available

Capture ID of above sources, if available

Upload Image

Select Father or Husband Name of surveyee?

Father Name

Select Father Name

✓ **Step for Select the current marital status of the surveyee***

(Dropdown Options: Single Married, Widowed, Separated Divorced).

. Except single in any option user need to upload proof

Upload Proof

➤ The list includes: **Marriage Certificate, RC or Not Available.**

➤ Capture and upload the document image. If '**Not Available**' is selected, no image is required."

➤ Tap **Capture Image** to take a photo of the select and click on Upload image.

Section A. Basic Profile

HH Survey

Select Father or Husband Name of surveyee?

Father Name

Select Father Name

Select

Upload Proof

Select

Capture Image

Capture ID of above sources, if available

Capture ID of above sources, if available

Upload Image

HH Survey

Select Father or Husband Name of surveyee?

Father Name

Select

10th Class Marksheet

Passport

Birth Certificate

Voter ID

Ration Card

Marriage Certificate

Aadhaar

Not Available

Capture ID of above sources, if available

Upload Image

✓ Step for **Select Father or Husband Name of surveyee?**

➤ For all male and female (unmarried): Father name

➤ For female (Married/widowed): Husband name

Upload Proof

➤ Capture and upload the document image. If '**Not Available**' is selected, no image is required."

➤ Tap **Capture Image** to take a photo of the select and click on Upload image.

Section B: Social Profile

HH Survey

Social Profile

Select the caste category of the surveyee *

BC

Select the caste of the surveyee *

Kuruba

Upload Proof

Select

Capture Image

Capture ID of above sources, if available

Capture ID of above sources, if available

Upload Image

Select the religion of the respondent *

Hindu

HH Survey

Select the caste of the surveyee *

Kuruba

Upload Proof

Select

Certificate

TC

Not Available

Capture ID of above sources, if available

Upload Image

Select the religion of the respondent *

Hindu

✓ Step for **Select the caste category of the surveyee***

All Fields Prepopulate from GSWS Database.

Upload Proof

➤ Capture and upload the document image. If **'Not Available'** is selected, no image is required."

➤ Tap **Capture Image** to take a photo of the select and click on Upload image.

Section C: Education And Skilling

The image displays two side-by-side screenshots of the 'HH Survey' application interface. The left screenshot shows the main survey menu with a green header and a list of sections: 'Basic Profile', 'Social Profile', 'Education And Skilling' (which is expanded), and 'Employment and Livelihood'. The right screenshot shows the 'Education And Skilling' section in detail, with a green header and a list of questions. A green arrow points from the 'Education And Skilling' section in the left screenshot to the first question in the right screenshot.

HH Survey

Basic Profile ▼

Social Profile ▼

Education And Skilling ^

Are you currently pursuing any education? *

Select ▼

What is the highest level of formal education completed? *

Select ▼

Have you undergone any skill training? *

Select ▼

Employment and Livelihood ▼

Education And Skilling ^

Are you currently pursuing any education? *

Yes

What education are you currently pursuing?*

Select ▼

Upload Proof

Select ▼

Capture Image

Capture ID of above sources, if available

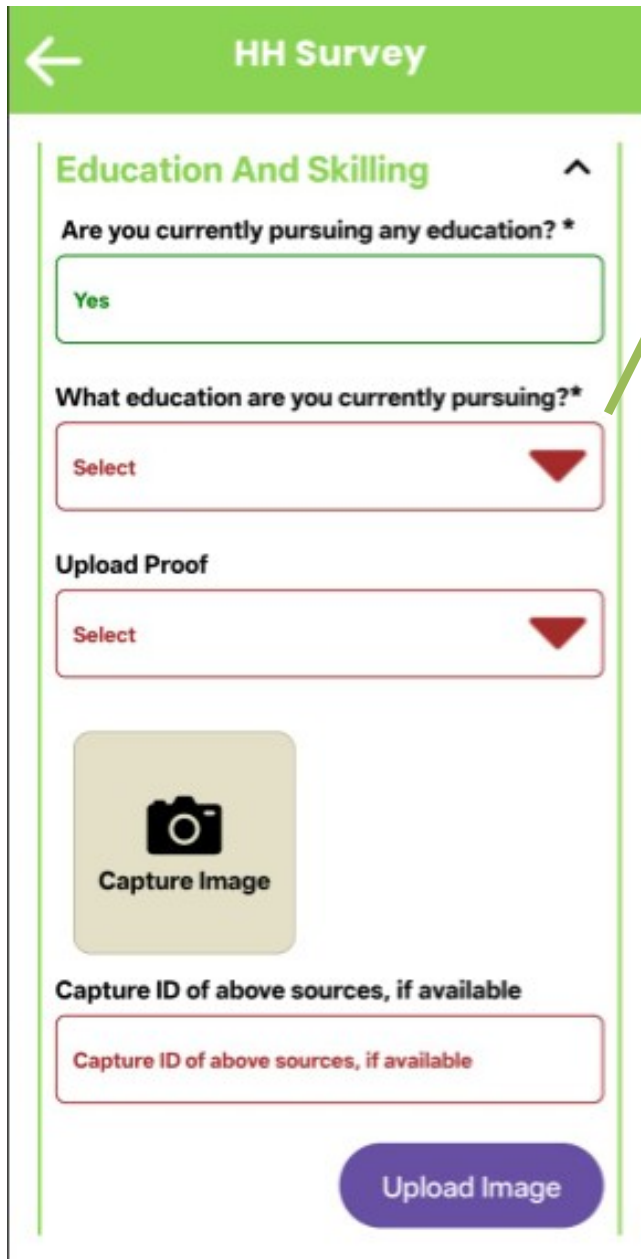
Capture ID of above sources, if available

Upload Image

✓ Step for Are you currently pursuing any education?*

- (Yes/No)
- If 'Yes' is selected, the education questions will be displayed based on the selected education level.

Section C: Education And Skilling



HH Survey

Education And Skilling

Are you currently pursuing any education? *

Yes

What education are you currently pursuing?*

Select

Upload Proof

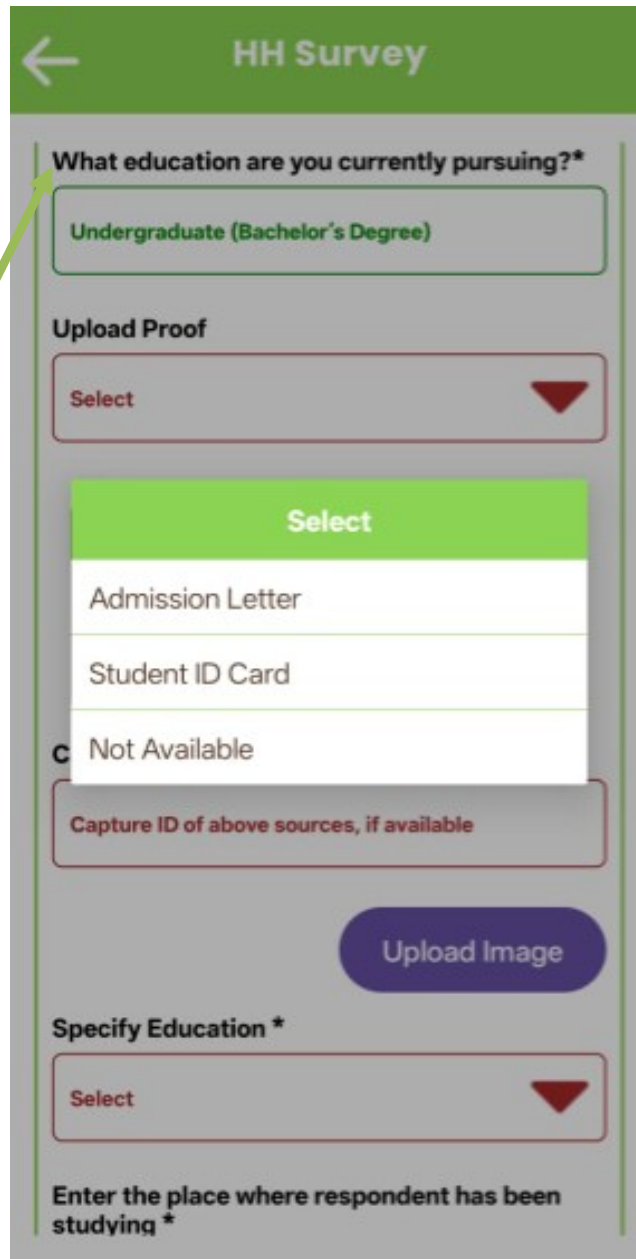
Select

Capture Image

Capture ID of above sources, if available

Capture ID of above sources, if available

Upload Image



HH Survey

What education are you currently pursuing?*

Undergraduate (Bachelor's Degree)

Upload Proof

Select

Select

Admission Letter

Student ID Card

Not Available

Capture ID of above sources, if available

Upload Image

Specify Education *

Select

Enter the place where respondent has been studying *

Upload Proof

- Capture and upload the document image. If **'Not Available'** is selected, no image is required."
- Tap **Capture Image** to take a photo of the select and click on Upload image.

Section C: Education And Skilling

HH Survey

Basic Profile

Social Profile

Education And Skilling

Are you currently pursuing any education? *

Select

What is the highest level of formal education completed? *

Select

Have you undergone any skill training? *

Select

Employment and Livelihood

HH Survey

What is the highest level of formal education completed? *

Select

No Formal Education

School Level

Diploma / Certification

Undergraduate (Bachelor's Degree)

Postgraduate (Master's Degree)

Doctoral & Higher

International / Overseas Education

HH Survey

What is the highest level of formal education completed? *

Undergraduate (Bachelor's Degree)

Specify Education *

Select

Upload Proof

Select

Capture Image

Capture ID of above sources, if available

Capture ID of above sources, if available

Upload Image

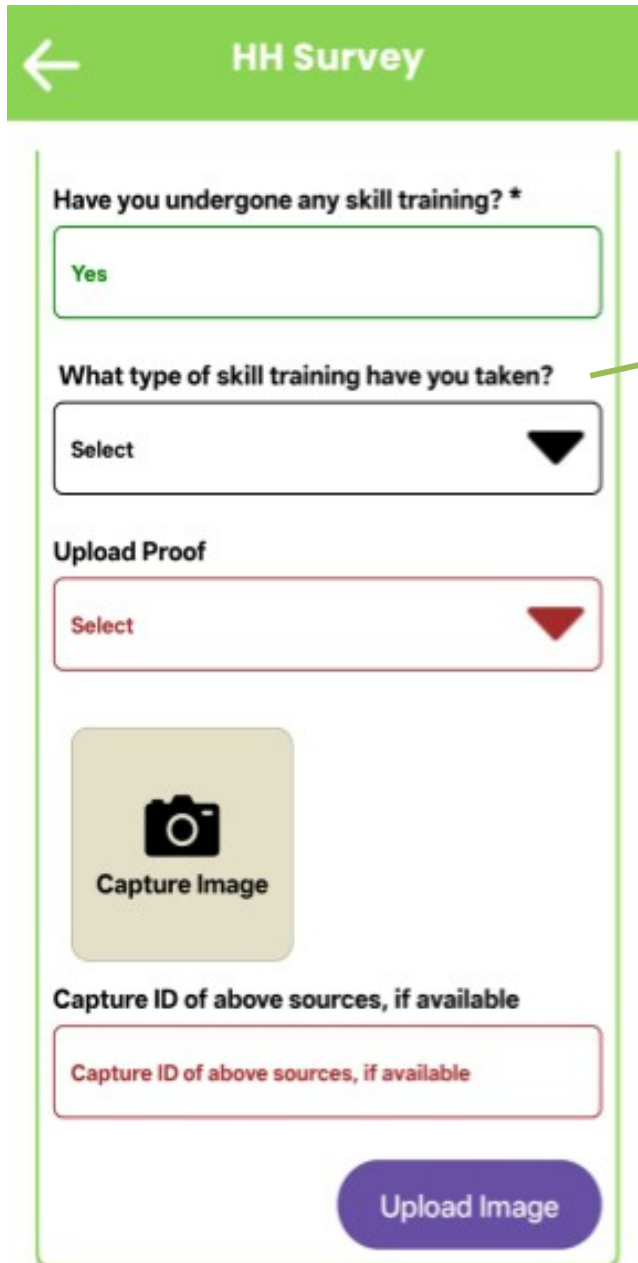
✓ Step for **What is the highest level of formal education completed?***

- Dropdown Options: No Formal Education ..etc as shown in image.
- Education questions will be displayed based on the selected education.

Upload Proof

- Capture and upload the document image. If '**Not Available**' is selected, no image is required."
- Tap **Capture Image** to take a photo of the select and click on Upload image.

Section C: Education And Skilling



HH Survey

Have you undergone any skill training? *

Yes

What type of skill training have you taken?

Select

Upload Proof

Select

Capture Image

Capture ID of above sources, if available

Capture ID of above sources, if available

Upload Image



Select

Enter to search

- ☐ Aerospace and Aviation
- ☐ Agriculture
- ☐ Apparel
- ☐ Automotive
- ☐ Construction
- ☐ Healthcare
- ☐ Information Technology Sector
- ☐ Media & Entertainment
- ☐ Electronics
- ☐ Power
- ☐ BFSI

✓ Step Have you undergone any skill training?*

- Dropdown Options: Yes/No.
- If Yes: Type of skill taken with multiple selected options as shown in the image

Upload Proof

- Capture and upload the document image. If '**Not Available**' is selected, no image is required."
- Tap **Capture Image** to take a photo of the select and click on Upload image.

Section D: Employment and Livelihood

HH Survey

Employment and Livelihood

Click here for more information

What is/are the main source/s of your income(Occupation/s)? *

Select

Are you self-employed?*

Select

Do you migrate seasonally for work (Intra-state migration)? *

Select

Surveyor eKYC

Submit

Select Occupation

Enter to search

- Central Government Employee
- State Government Employee
- Public Sector Undertaking (PSU) Employee
- Government School Teacher
- Government College Professor or Lecturer
- Armed Forces Personnel
- Paramilitary Personnel
- Public Sector Undertaking (PSU) Employee
- Hospitals
- Clinics
- Diagnostic Labs
- IT or Software Companies

✓ Step What is/are your main source/s of income

(Occupation/s)?*

- Dropdown Options: All Occupations list will be displayed as shown in the image.

Section D: Employment and Livelihood

Select Occupation

Enter to search

- Central Government Employee
- State Government Employee
- Public Sector Undertaking (PSU) Employee
- Government School Teacher
- Government College Professor or Lecturer
- Armed Forces Personnel
- Paramilitary Personnel
- Public Sector Undertaking (PSU) Employee
- Hospitals
- Clinics
- Diagnostic Labs
- IT or Software Companies

HH Survey

Employment and Livelihood

Click here for more information

What is/are the main source/s of your

Income

What is your average monthly income (INR)? *

Enter

Submit →

Capture image

Capture ID of above sources, if available

Capture ID of above sources, if available

Upload Image

✓ Step What is/are your main source/s of income (Occupation/s)?*

- On Select particular Occupation , enter average monthly income(INR) and submit as shown in the image

Section D: Employment and Livelihood

Upload Proof

Select

Capture Image

Capture ID of above sources, if available

Capture ID of above sources, if available

Upload Image

S.No	Occupation
1	Retail Shops

Upload Proof

Select

Capture Image

Capture ID of above sources, if available

Capture ID of above sources, if available

Upload Image

✓ **Step** What is/are your main source/s of income (Occupation/s)?*

After Selection of occupation

Upload Proof : MGNREGA card, ID cards and Income Certificate

➤ Capture and upload the document image. If **‘Not Available’** is selected, no image is required.”

➤ Tap **Capture Image** to take a photo of the select and click on Upload image.

Section D: Employment and Livelihood

HH Survey

Employment and Livelihood ^

Click here for more information ⓘ

What is/are the main source/s of your income(Occupation/s)? *

Select ▼

Are you self-employed?*

Select ▼

Do you migrate seasonally for work (Intra-state migration)? *

Select ▼

Surveyor eKYC ⓘ

Submit →

HH Survey

Household ID:

HH110900440082021032311521420
8758355124

Household Member Details

Ekyc	Status
Completed	Completed
Completed	Completed
Completed	Completed
Completed	Completed

Capture Household details →

✓ **Step Are you self-employed?***

- Dropdown Options: Yes/No


✓ **Step Do you migrate seasonally for work (Intra-state migration)?***

- Dropdown Options: Yes/No

• **After completion of Section D, perform all eKYC and then tap Submit.**

* Part A- Individual Questions is completed the status will change to Completed for each Individual*

Part B: Family questions


 HH Survey

Household ID:
HH110900440082021032311521420
8758355124

Household Member Details

Ekyc	Status
Completed	Completed
Completed	Completed
Completed	Completed
Completed	Completed

Capture Household details →

 Family Details

Select the farm machinery assets the household possesses*


Select


Select the animal husbandry assets that the household possesses*

Select

Select miscellaneous assets that the household possesses*

Select

Adult eKYC from Residing HH 

Surveyor eKYC 

Submit →

✓ Part B: Family

Questions *To be answered by any adult member in the family*

- Click on “ Capture Household details”.
- List of Family questions will Display.
- Here need to Submit all questions after completion, perform all eKYC and then tap Submit
- Final Submission of House hold Details.

← Unified Family Survey

Search with Aadhaar →

11090044008 ▼

Pending Completed

Name : G Gouramma
Address : 11090044,PUNGANUR,CHITTOOR

Name : Gudam Venkatamma
Address : 11090044,PUNGANUR,CHITTOOR

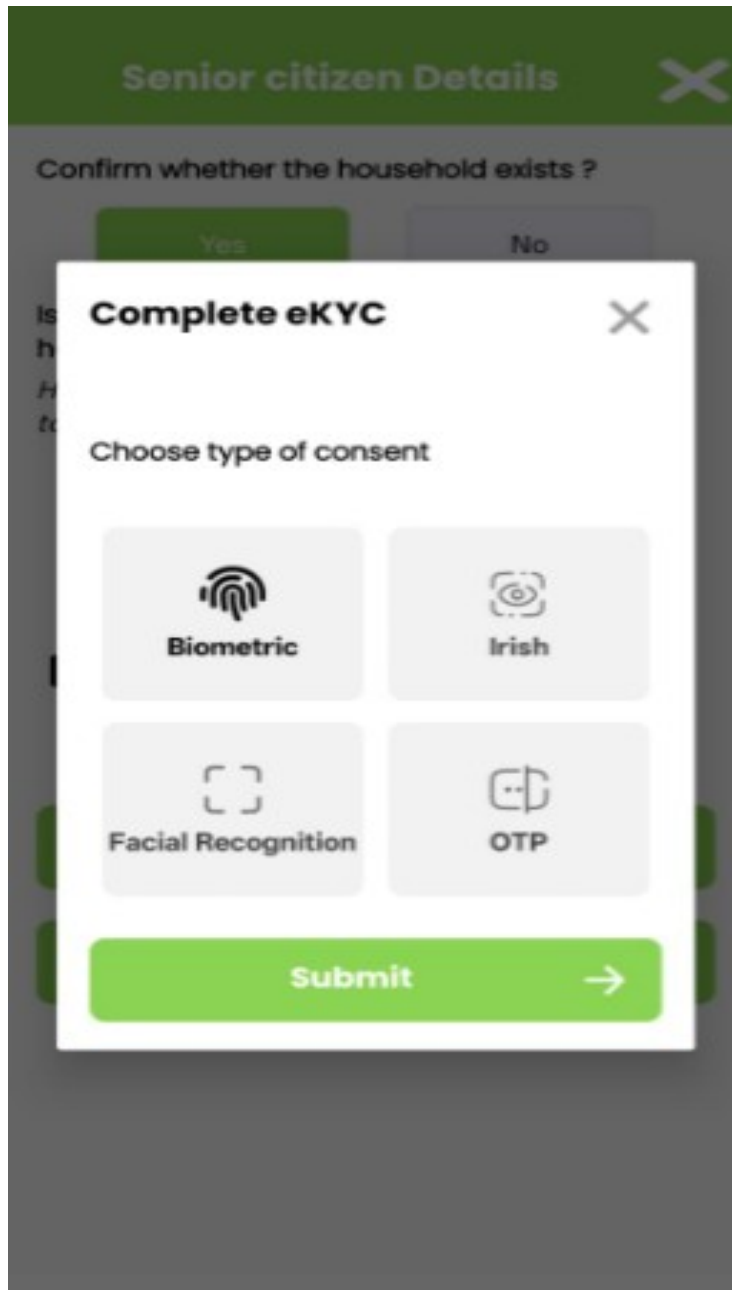
Name : Tankasala Lakshmi
Address : 3_127,PUNGANUR,CHITTOOR

Name : G Manohara

✓ Completed House Hold list

- After completion of All members survey Status will change to Completed.

eKYC verification Screen



✓ eKYC:

- **“Choose type of consent”**
- Four authentication options are displayed:
 - **Biometric**
 - Uses fingerprint authentication.
 - Requires a registered biometric device.
 - **Iris**
 - Uses iris scan authentication (Eyes)
 - **Facial Recognition**
 - Captures face photo and matches with Aadhaar records.
 - **OTP (One-Time Password)**
 - Sends an OTP to the Aadhaar-linked mobile number.