

**ALL INDIA INSTITUTE OF MEDICAL SCIENCES  
New Delhi**

# PROSPECTUS



**July 2023 Session**

**Recruitment to the post of  
Senior Residents /  
Senior Demonstrators**

## IMPORTANT DATES AT A GLANCE

Last date for Online Registration of Application on AIIMS website [www.aiimsexams.ac.in](http://www.aiimsexams.ac.in)

**28.06.2023**  
(upto 5:00 P.M.)

### IMPORTANT NOTICE

1. Please fill the online application carefully. It may not be possible to make changes as indicated.
2. Any Amendment/rectification/change/editing is NOT allowed in Name/Date of Birth/Subject applied/Category i.e. SC/ST/OBC(NCL)/UR/OPH/EWS status after submitting the application fee through Debit/Credit Card/Net Banking.
3. Applicants may note that further correspondence will NOT be entertained in this regard.
4. Candidate applying under OBC category must possess valid caste certificate issued within last one year by the competent authority & before the last date of application. The Certificate must be in Hindi/English Language and valid for admission in Central Govt. Institution. Date of validity of certificate shall be considered as **29.06.2022 to 28.06.2023** (On the last date of application)
5. Candidates applying under EWS category must possess valid EWS certificate issued on or after 01 April, 2023 to last date of online application (**28.06.2023**). It must be in Hindi/English Language and valid for admission in Central Govt. Institution.

**\*Candidates are required to upload valid EWS certificate based on income of Financial Year 2022-23 and must be valid for 2023-24.**

The eligibility of the candidate in respective category for the course will be determined on the last date of submission of the registration form.

### Senior Residents / Senior Demonstrators

		Open on	Closes on
•	Date of uploading of Prospectus & Commencement of online registration of application.	14.06.2023	28.06.2023 (upto 5:00 PM)
•	Date for uploading <b>status of application</b> : Accepted & Rejected with reasons. Applicants are required to check status on <b>03.07.2023</b> through the Registration Status Tab of their My Page after Login.	03.07.2023	Monday
•	Last date for submission of required documents/images for Regularization of Rejected Application. No Correspondence will be entertained after <b>05.07.2023</b> under any circumstance and candidates are requested NOT TO CONTACT the Examination Section.	05.07.2023	Wednesday
•	Finalization of Centres and allotment of Roll Nos. and <b>uploading Admit Cards</b> on website	07.07.2023 (Friday)	
•	<b>Recruitment Test through online mode [Computer Based Test]</b>	15.07.2023 (Saturday)	
•	Expected date of declaration of Result(Stage-I)	21.07.2023(Friday)	
•	Date(s) of Interview	Dates, Time & Venue will be informed separately with Stage-I result.	
•	Final Result (Stage-II)		

**For Quick Redressal of Queries, Click on "Raise a Query" Link available on your my page by login with your credentials.**

### DECLARATION OF RESULTS

The final result of selected candidates (Stage I & II) will only be available on AIIMS website at [www.aiimsexams.ac.in](http://www.aiimsexams.ac.in). Result of individual candidate will NOT be informed on telephone. However, it will be available on the website on individual basis by login credentials. The candidates are requested NOT to make call to the Examination Section/Academic Section for such information.

### APPLICATION FEE

- General/OBC Category: **Rs.3000/-** +Transaction Charges as applicable
- SC/ST/EWS Category: **Rs.2400/-** +Transaction Charges as applicable\*
- Persons with Bench-mark Disabilities [PWBD] Candidates are **exempted from payment of any Fee**

*\*For Candidates belonging to SC/ST category, this fee of Rs 2400/- shall be refunded duly deducting bank charges as applicable, on appearing in 1<sup>st</sup> Stage CBT Examination.*

**MODE OF PAYMENT:** Through Debit /Credit Card/Net Banking

All applicants are advised to read the Prospectus and Help Manual carefully before starting online registration and ensure that no column is left blank. In the event of rejection of the application form, no correspondence/request for reconsideration will be entertained. Applicants are also advised to download and take a print of the Registration Slip. Please retain a copy of Registration Slip till the completion of the recruitment Process.

## CONTENTS

Section	Particulars	Page No.
I	<b>INTRODUCTION</b>	1
II	<b>AIMS and OBJECTIVES</b>	1
III	<b>Senior Residents/Senior Demonstrators</b>	2-15
	Number of seats, Essential Qualifications, No Objection certificate, Upper age limit,	
	Pay Scales, Reservation, Centres for Competitive Recruitment Test, Application Fee	
	Competitive Recruitment Test, Type of Paper, Subject, Scheme of Marking,	
	Method of Resolving ties, Preparation of Merit List	
	Method of Selection (Recruitment Test), Selection Procedure.	
IV	<b>IMPORTANT INSTRUCTIONS APPLICABLE TO ALL EXAMINATIONS:</b>	15
	Instructions for filling the Online Application Form	15
	Online Registration & Submission of Application Form,	16
	Status of online Registration, Documents to be Attached with Registration Slip,	16
	<b>SUBMISSION OF APPLICATION BY CANDIDATES WHO ARE EMPLOYED</b>	16
	Submission of Caste Certificate by SC / ST / OBC Candidates	17
	<b>PROCEDURE IF THERE IS ANY DISCREPANCY NOTICED etc.</b>	17
	<b>PROCEDURE FOR QUERY BY LINK “RAISE A QUERY”</b>	18
	Criteria for Persons With Benchmark Disability [PWBD]	18-20
	Proforma Prescribed for Other Backward Class (OBC)	21
	Proforma Prescribed for SC/ST Certificate	22
	Proforma Prescribed for EWS Certificate	23
V	<b>Instructions related to Photographs, SIGNATURE &amp; LEFT THUMB IMPRESSION</b>	24-32
VI	<b>Help Manual</b> (Important Instruction for Applicants for filling Online Application form)	33-50
	<b>CONTACT US</b>	51

शरीरमाद्यं खलु धर्मसाधनम्

**I**

## GENERAL INFORMATION INTRODUCTION

An Act of Parliament in 1956 established the All India Institute of Medical Sciences (AIIMS) as an autonomous institution of national importance and defined its objectives and functions. By virtue of this Act, the Institute awards its own medical degrees and other academic distinctions. The degrees awarded by the Institute under the All India Institute of Medical Sciences Act are recognized medical qualifications for the purpose of the Indian Medical Council Act and notwithstanding anything contained therein, are deemed to be included in the first schedule of that Act, entitling the holders to the same privileges as those attached to the equivalent awards from the recognized Universities of India.

**II**

## AIMS & OBJECTIVES

In the field of postgraduate education, the most important function of the Institute is to provide opportunities for training teachers for medical colleges in the country in an atmosphere of research and enquiry. Postgraduate students are exposed to newer methods of teaching and given opportunities to actively participate in teaching exercises. The other important objectives of the Institute are to bring together in one place educational facilities of the highest order for the training of personnel in all the important branches of health activity and to attain self-sufficiency in postgraduate medical education. The educational principles and practices being adopted are those which are best suited to the needs of the nation.

The online applications are invited from Indian Citizens as per Govt. of India's Residency Scheme, for the following posts of Senior Residents/Senior Demonstrators for the tenure period of 3 years. These posts include existing vacant posts, backlog vacancies, and those posts which will fall vacant between **01.07.2023 to 31.12.2023**.

## 1. NUMBER OF SEATS

The **tentative number of seats** available in each Group for the **JULY 2023** session is shown below:

ADVT. FOR SENIOR RESIDENT / DEMONSTRATOR (NON-ACAD.) FOR JULY, 2023 SESSION									
S. NO.	DEPARTMENT	STATUS	UR	EWS	OBC	SC	ST	TOTAL	
1.	ANAESTHESIOLOGY PAIN MEDICINE & CRITICAL CARE	MAIN(UR-7, EWS-1, OBC-2 SC-3)	CURRENT	7	1	1	3	0	12
			BACKLOG	0	0	1	0	0	1
		JPNA TRAUMA CENTRE (UR-6, EWS-2, OBC-6, SC-6)	CURRENT	6	2	5	3	0	16
			BACKLOG	0	0	1	3	0	4
		CASULTY (UR-1, OBC-1, SC-1, ST-1),	CURRENT	1	0	1	0	0	2
			BACKLOG	0	0	0	1	1	2
		CDER (UR-1, SC-1, ST-1)	CURRENT	1	0	0	0	0	1
			BACKLOG	0	0	0	1	1	2
		DR. RPC (UR-2, ST-1)	CURRENT	2	0	0	0	0	2
			BACKLOG	0	0	0	0	1	1
		B & P (OBC-2, SC-1)	CURRENT	0	0	0	0	0	0
			BACKLOG	0	0	2	1	0	3
		CRSHP BALLABGARH (OBC-1)	CURRENT	0	0	0	0	0	0
			BACKLOG	0	0	1	0	0	1
SURGICAL BLOCK (UR-8, EWS-1, OBC- 9, SC-5, ST-3)	CURRENT	8	1	4	2	1	16		
	BACKLOG	0	0	5	3	2	10		
NCA (UR-2, EWS-1, OBC-1, SC-1, ST-1)	CURRENT	2	1	1	1	1	6		
	BACKLOG	0	0	0	0	0	0		
<b>TOTAL</b>			<b>27</b>	<b>5</b>	<b>22</b>	<b>18</b>	<b>7</b>	<b>79</b>	
2	ONCO.ANAESTHESIOLOGY (DR. BRA IRCH)	CURRENT	1	1	0	0	0	2	
		BACKLOG	8	0	8	5	2	23	
<b>TOTAL</b>			<b>9</b>	<b>1</b>	<b>8</b>	<b>5</b>	<b>2</b>	<b>25</b>	
3	PALLIATIVE MEDICINE (IRCH),(NCI JHAJJAR)	CURRENT	2	0	0	0	0	2	
		BACKLOG	0	0	1	1	0	2	
<b>TOTAL</b>			<b>2</b>	<b>0</b>	<b>1</b>	<b>1</b>	<b>0</b>	<b>4</b>	
4	CARDIAC-ANAESTHESIOLOGY	CURRENT	4	0	1	0	1	6	
		BACKLOG	0	0	2	3	0	5	
<b>TOTAL</b>			<b>4</b>	<b>0</b>	<b>3</b>	<b>3</b>	<b>1</b>	<b>11</b>	
5	NEURO- ANAESTHESIOLOGY	MAIN(UR-2, EWS-1, OBC-3, SC-1, ST-1)	CURRENT	0	0	0	0	0	0
			BACKLOG	2	1	3	1	1	8
		JPNA TRAUMA CENTRE (UR-1, OBC- 2, SC-2,ST-1)	CURRENT	0	0	0	0	0	1
			BACKLOG	1	0	2	2	1	5
<b>TOTAL</b>			<b>3</b>	<b>1</b>	<b>5</b>	<b>3</b>	<b>2</b>	<b>14</b>	
6	RADIO-DIAGNOSIS	MAIN(UR-8, EWS-1, OBC-7, SC-4, ST-1)	CURRENT	8	1	7	4	1	21
			BACKLOG	0	0	0	0	0	0
		JPNA TRAUMA CENTRE (UR-4, , OBC-2, SC-2,ST-1)	CURRENT	4	0	2	2	1	9
			BACKLOG	0	0	0	0	0	0
		NCA (UR-1, OBC-1)	CURRENT	1	0	1	0	0	2
			BACKLOG	0	0	0	0	0	0
<b>TOTAL</b>			<b>13</b>	<b>1</b>	<b>10</b>	<b>6</b>	<b>2</b>	<b>32</b>	
7	CARDIOVASCULAR RADIOLOGY & ENDOVASCULAR INTERVENTIONS	CURRENT	1	0	0	1	0	2	
		BACKLOG	0	0	1	2	2	5	
<b>TOTAL</b>			<b>1</b>	<b>0</b>	<b>1</b>	<b>3</b>	<b>2</b>	<b>7</b>	

8	<b>NEUROIMAGING &amp; INTERVENTIONAL NEURO-RADIOLOGY</b>	MAIN(OBC-2, SC-3, ST-1)	CURRENT	0	0	0	0	0	0
			BACKLOG	0	0	2	3	1	6
		CRSHP BALLABGARH (OBC-1)	CURRENT	0	0	0	0	0	0
			BACKLOG	0	0	1	0	0	1
<b>TOTAL</b>				<b>0</b>	<b>0</b>	<b>3</b>	<b>3</b>	<b>1</b>	<b>7</b>
9	<b>ORTHOPAEDICS</b>	MAIN(OBC-1, SC-1)	CURRENT	0	0	1	1	0	2
			BACKLOG	0	0	0	0	0	0
		JPNA TRAUMA CENTRE (UR-1, EWS-1, OBC-2, SC-2, ST-1)	CURRENT	1	1	2	2	1	7
			BACKLOG	0	0	0	0	0	0
		CASUALTY (UR-1)	CURRENT	1	0	0	0	0	1
			BACKLOG	0	0	0	0	0	0
		CRSHP BALLABGARH (OBC-1)	CURRENT	0	0	1	0	0	1
			BACKLOG	0	0	0	0	0	0
<b>TOTAL</b>				<b>2</b>	<b>1</b>	<b>4</b>	<b>3</b>	<b>1</b>	<b>11</b>
10	<b>PHARMACOLOGY</b>		CURRENT	1	0	0	0	0	1
			BACKLOG	0	0	0	1	1	2
		<b>TOTAL</b>				<b>1</b>	<b>0</b>	<b>0</b>	<b>1</b>
11	<b>PROSTHODONTICS (CDER)</b>		CURRENT	1	0	0	0	0	1
			BACKLOG	0	0	0	0	0	0
		<b>TOTAL</b>				<b>1</b>	<b>0</b>	<b>0</b>	<b>0</b>
12	<b>CONSERVATIVE &amp; ENDODONTICS (CDER)</b>		CURRENT	0	0	1	0	0	1
			BACKLOG	0	0	0	0	0	0
		<b>TOTAL</b>				<b>0</b>	<b>0</b>	<b>1</b>	<b>0</b>
13	<b>COMMUNITY DENTISTRY (CDER)</b>		CURRENT	0	0	1	0	0	1
			BACKLOG	0	0	0	0	0	0
		<b>TOTAL</b>				<b>0</b>	<b>0</b>	<b>1</b>	<b>0</b>
14	<b>ORAL &amp; MAX. SURGERY (CDER)</b>		CURRENT	1	0	0	0	0	1
			BACKLOG	0	0	0	0	0	0
		<b>TOTAL</b>				<b>1</b>	<b>0</b>	<b>0</b>	<b>0</b>
15	<b>ORAL MEDICINE &amp; RADIOLOGY (CDER)</b>		CURRENT	1	0	0	0	0	1
			BACKLOG	0	0	0	0	0	0
		<b>TOTAL</b>				<b>1</b>	<b>0</b>	<b>0</b>	<b>0</b>
16	<b>PERIODONTICS (CDER)</b>		CURRENT	1	0	0	0	1	2
			BACKLOG	0	0	0	0	0	0
		<b>TOTAL</b>				<b>1</b>	<b>0</b>	<b>0</b>	<b>0</b>
17	<b>CRITICAL &amp; INTENSIVE CARE, BURN &amp; PLASTIC SURGERY</b>		CURRENT	1	0	0	1	1	3
			BACKLOG	0	0	2	1	0	3
		<b>TOTAL</b>				<b>1</b>	<b>0</b>	<b>2</b>	<b>2</b>
18	<b>MEDICAL ONCOLOGY</b>	MAIN (UR-6,EWS-1, OBC-4, SC-2, ST-1)	CURRENT	5	1	0	2	0	8
		NCI, JHAJJAR (UR-1, SC-1)	BACKLOG	2	0	4	1	1	8
		<b>TOTAL</b>				<b>7</b>	<b>1</b>	<b>4</b>	<b>3</b>
19	<b>RADIATION ONCOLOGY</b>	MAIN (UR-5 ,OBC-2)	CURRENT	5	0	2	1	0	8
		NCI, JHAJJAR (SC-1)	BACKLOG	0	0	0	0	0	0
		<b>TOTAL</b>				<b>5</b>	<b>0</b>	<b>2</b>	<b>1</b>
20	<b>MEDICINE</b>		CURRENT	3	1	4	2	1	11
			BACKLOG	0	0	0	0	0	0
		<b>TOTAL</b>				<b>3</b>	<b>1</b>	<b>4</b>	<b>2</b>
21	<b>EMERGENCY MEDICINE</b>	MAIN (UR-6, EWS-1, OBC-5, SC-5)	CURRENT	8	1	2	0	0	11
		NCI, JHAJJAR (UR-2)	BACKLOG	0	0	3	5	0	8
		<b>TOTAL</b>				<b>8</b>	<b>1</b>	<b>5</b>	<b>5</b>
22	<b>MEDICINE TRAUMA</b>		CURRENT	3	0	0	0	0	3
			BACKLOG	0	0	4	4	1	9
		<b>TOTAL</b>				<b>3</b>	<b>0</b>	<b>4</b>	<b>4</b>
23	<b>RHEUMATOLOGY</b>		CURRENT	1	0	1	0	0	2
			BACKLOG	0	0	0	0	1	1
		<b>TOTAL</b>				<b>1</b>	<b>0</b>	<b>1</b>	<b>0</b>
24	<b>GERIATRIC MEDICINE</b>	MAIN (EWS-1, OBC-1)	CURRENT	0	1	0	0	0	1
		NCA (SC-1)	BACKLOG	0	0	1	1	0	2
		<b>TOTAL</b>				<b>0</b>	<b>1</b>	<b>1</b>	<b>1</b>

25	<b>NEURO-SURGERY TRAUMA</b>	MAIN (UR-1)	CURRENT	2	2	0	0	0	4	
		JPNA TRAUMA CENTRE (UR-3, EWS-2 OBC-7, SC-4, ST-2)	BACKLOG	2	0	7	4	2	15	
	<b>TOTAL</b>			<b>4</b>	<b>2</b>	<b>7</b>	<b>4</b>	<b>2</b>	<b>19</b>	
26	<b>PAEDIATRICS</b>		CURRENT	8	0	4	3	0	15	
			BACKLOG	0	0	0	0	0	0	
	<b>TOTAL</b>			<b>8</b>	<b>0</b>	<b>4</b>	<b>3</b>	<b>0</b>	<b>15</b>	
27	<b>PAEDIATRIC SURGERY</b>		CURRENT	0	0	0	0	0	0	
			BACKLOG	2	0	1	1	0	4	
	<b>TOTAL</b>			<b>2</b>	<b>0</b>	<b>1</b>	<b>1</b>	<b>0</b>	<b>4</b>	
28	<b>NUCLEAR MEDICINE</b>		CURRENT	2	0	1	1	1	5	
			BACKLOG	0	0	0	0	0	0	
	<b>TOTAL</b>			<b>2</b>	<b>0</b>	<b>1</b>	<b>1</b>	<b>1</b>	<b>5</b>	
29	<b>DERMATOLOGY &amp; VENEREOLOGY</b>		CURRENT	1	1	0	0	0	2	
			BACKLOG	0	0	0	0	0	0	
	<b>TOTAL</b>			<b>1</b>	<b>1</b>	<b>0</b>	<b>0</b>	<b>0</b>	<b>2</b>	
30	<b>FORENSIC MEDICINE</b>	MAIN (OBC-1)	CURRENT	1	0	2	0	0	3	
		JPNA TRAUMA CENTRE (UR-1, OBC-1)	BACKLOG	0	0	0	0	0	0	
	<b>TOTAL</b>			<b>1</b>	<b>0</b>	<b>2</b>	<b>0</b>	<b>0</b>	<b>3</b>	
31	<b>LAB. ONCOLOGY</b>	MAIN (OBC-1), SC-1, ST-1)	CURRENT	1	0	1	0	0	2	
		NCI, JHAJJAR (UR-1, OBC-1)	BACKLOG	0	0	1	1	1	3	
	<b>TOTAL</b>			<b>1</b>	<b>0</b>	<b>2</b>	<b>1</b>	<b>1</b>	<b>5</b>	
32	<b>MEDICAL PHYSICS (RADIOTHERPY)</b>		CURRENT	1	0	0	0	0	1	
			BACKLOG	0	0	0	0	0	0	
	<b>TOTAL</b>			<b>1</b>	<b>0</b>	<b>0</b>	<b>0</b>	<b>0</b>	<b>1</b>	
33	<b>PATHOLOGY</b>	MAIN (UR-2)	CURRENT	5	1	2	1	0	9	
		SURGICAL BLOCK (UR-1, EWS-1, OBC-1)								
		NCI, JHAJJAR (UR-1)	BACKLOG	0	0	0	0	0	0	0
		JPNA TRAUMA CENTRE (OBC-1)								
		NCA (UR-1)								
NEURO (SC-1)										
<b>TOTAL</b>			<b>5</b>	<b>1</b>	<b>2</b>	<b>1</b>	<b>0</b>	<b>9</b>		
34	<b>PULMONARY MEDICINE</b>		CURRENT	2	0	1	0	0	3	
			BACKLOG	0	0	1	0	0	1	
	<b>TOTAL</b>			<b>2</b>	<b>0</b>	<b>2</b>	<b>0</b>	<b>0</b>	<b>4</b>	
35	<b>LAB. MEDICINE</b>	MAIN (UR-1, OBC-2)	CURRENT	1	0	3	1	0	5	
		JPNA TRAUMA CENTRE (OBC-1, SC-1)	BACKLOG	0	0	1	0	0	1	
	BURNS & PLASTIC SURGERY BLOCK (OBC-1)									
<b>TOTAL</b>			<b>1</b>	<b>0</b>	<b>4</b>	<b>1</b>	<b>0</b>	<b>6</b>		
36	<b>PREVENTIVE ONCOLOGY (NCI, JHAJJAR)</b>		CURRENT	0	0	0	0	0	0	
			BACKLOG	1	0	0	0	0	1	
	<b>TOTAL</b>			<b>1</b>	<b>0</b>	<b>0</b>	<b>0</b>	<b>0</b>	<b>1</b>	
37	<b>MICROBIOLOGY</b>	MAIN (UR-2)	CURRENT	3	0	0	0	0	3	
		SURGICAL BLOCK (UR-1, SC-1)	BACKLOG	0	0	0	1	1	2	
	JPNA TRAUMA CENTRE (ST-1)									
<b>TOTAL</b>			<b>3</b>	<b>0</b>	<b>0</b>	<b>1</b>	<b>1</b>	<b>5</b>		
38	<b>UROLOGY (TEMPORARY BASIS FOR 06 MONTHS EXTENDABLE)</b>		CURRENT	0	1	0	1	0	2	
			BACKLOG	0	0	1	1	0	2	
	<b>TOTAL</b>			<b>0</b>	<b>1</b>	<b>1</b>	<b>2</b>	<b>0</b>	<b>4</b>	

39	<b>OBSTETRICS &amp; GYNAECOLOGY</b>	MAIN (UR-6, EWS-2, OBC-2, SC-2, ST-1)	CURRENT	6	2	2	2	1	13
			BACKLOG	0	0	0	0	0	0
		JPNA TRAUMA CENTRE (OBC-1)	CURRENT	0	0	1	0	0	1
			BACKLOG	0	0	0	0	0	0
		CRSHP, BALLABGARH (UR-1, SC-1)	CURRENT	1	0	0	1	0	2
			BACKLOG	0	0	0	0	0	0
<b>TOTAL</b>			<b>7</b>	<b>2</b>	<b>3</b>	<b>3</b>	<b>1</b>	<b>16</b>	
40	<b>OPHTHALMOLOGY</b>		CURRENT	2	1	3	3	2	11
			BACKLOG	0	0	0	0	0	0
	<b>TOTAL</b>			<b>2</b>	<b>1</b>	<b>3</b>	<b>3</b>	<b>2</b>	<b>11</b>
41	<b>CARDIOLOGY</b>	MAIN (UR-2, OBC-2, SC-2)	CURRENT	2	0	0	1	0	3
			BACKLOG	0	0	2	1	0	3
		NCA (OBC-1)	CURRENT	0	0	1	0	0	1
			BACKLOG	0	0	0	0	0	0
		<b>TOTAL</b>			<b>2</b>	<b>0</b>	<b>3</b>	<b>2</b>	<b>0</b>
42	<b>CARDIAC THORACIC &amp; VASCULAR SURGERY (CTVS)</b>		CURRENT	2	0	0	0	1	3
			BACKLOG	0	0	2	2	0	4
	<b>TOTAL</b>			<b>2</b>	<b>0</b>	<b>2</b>	<b>2</b>	<b>1</b>	<b>7</b>
43	<b>SURGERY</b>	MAIN (EWS-1, OBC-2, SC-2)	CURRENT	0	1	2	1	0	4
			BACKLOG	0	0	0	1	0	1
		SURGICAL BLOCK (UR-2, OBC-6, ST-2)	CURRENT	2	0	0	0	0	2
			BACKLOG	0	0	6	0	2	8
		CRHSP BALLABHGARH (OBC-1)	CURRENT	0	0	0	0	0	0
			BACKLOG	0	0	1	0	0	1
		NCA (ST-1)	CURRENT	0	0	0	0	1	1
			BACKLOG	0	0	0	0	0	0
<b>TOTAL</b>			<b>2</b>	<b>1</b>	<b>9</b>	<b>2</b>	<b>3</b>	<b>17</b>	
44	<b>SURGERY (TRAUMA)</b>		CURRENT	4	2	0	0	0	6
			BACKLOG	8	0	10	5	1	24
	<b>TOTAL</b>			<b>12</b>	<b>2</b>	<b>10</b>	<b>5</b>	<b>1</b>	<b>30</b>
45	<b>PLASTIC SURGERY &amp; RECONSTRUCTIVE SURGERY</b>		CURRENT	3	0	0	1	0	4
			BACKLOG	0	0	4	0	1	5
	<b>TOTAL</b>			<b>3</b>	<b>0</b>	<b>4</b>	<b>1</b>	<b>1</b>	<b>9</b>
46	<b>ANATOMY</b>		CURRENT	1	0	0	0	1	2
			BACKLOG	0	0	0	2	0	2
	<b>TOTAL</b>			<b>1</b>	<b>0</b>	<b>0</b>	<b>2</b>	<b>1</b>	<b>4</b>
47	<b>BIOPHYSICS</b>		CURRENT	0	0	0	0	0	0
			BACKLOG	0	0	0	1	1	2
	<b>TOTAL</b>			<b>0</b>	<b>0</b>	<b>0</b>	<b>1</b>	<b>1</b>	<b>2</b>
48	<b>COMMUNITY MEDICINE</b>		CURRENT	0	0	1	0	0	1
			BACKLOG	0	0	0	0	0	0
	<b>TOTAL</b>			<b>0</b>	<b>0</b>	<b>1</b>	<b>0</b>	<b>0</b>	<b>1</b>
49	<b>E.N.T.</b>	CRSHP BALLABHGARH (OBC-1)	CURRENT	0	0	1	0	0	1
			BACKLOG	0	0	0	0	0	0
		NCA (UR-1)	CURRENT	1	0	0	0	0	1
			BACKLOG	0	0	0	0	0	0
		<b>TOTAL</b>			<b>1</b>	<b>0</b>	<b>1</b>	<b>0</b>	<b>0</b>
50	<b>HOSPITAL ADMINISTRATION</b>	MAIN (UR-5, OBC-5, SC-3, ST-1)	CURRENT	2	0	0	0	1	3
			BACKLOG	3	0	5	3	0	11
		NCI, JHAJJAR (UR-1, OBC-1, ST-1)	CURRENT	0	0	0	0	0	0
			BACKLOG	1	0	1	0	1	3
		JPNA TRAUMA CENTRE (UR-2)	CURRENT	0	0	0	0	0	0
			BACKLOG	2	0	0	0	0	2
		SURGICAL BLOCK (OBC-1, SC-1)	CURRENT	0	0	0	0	0	0
			BACKLOG	0	0	1	1	0	2
		NEW OPD BLOCK MASJID MOTH (UR-2, OBC-1, SC-1)	CURRENT	0	0	0	0	0	0
			BACKLOG	2	0	1	1	0	4
		NCA (OBC-1)	CURRENT	0	0	1	0	0	1
			BACKLOG	0	0	0	0	0	0
		BURNS & PLASTIC SURGERY BLOCK (EWS-01)	CURRENT	0	1	0	0	0	1
BACKLOG	0		0	0	0	0	0		
<b>TOTAL</b>			<b>10</b>	<b>1</b>	<b>9</b>	<b>5</b>	<b>2</b>	<b>27</b>	



51	SURGICAL ONCOLOGY		CURRENT	4	0	0	1	0	5
			BACKLOG	0	0	1	0	0	1
	<b>TOTAL</b>			<b>4</b>	<b>0</b>	<b>1</b>	<b>1</b>	<b>0</b>	<b>6</b>
52	TRANSFUSION MEDICINE	MAIN (UR-1, OBC-1)	CURRENT	1	0	1	0	0	2
			BACKLOG	0	0	0	0	0	0
		JPNA TRAUMA CENTRE (SC-1)	CURRENT	0	0	0	1	0	1
			BACKLOG	0	0	0	0	0	0
		NCL, JHAJJAR (SC-1)	CURRENT	0	0	0	1	0	1
			BACKLOG	0	0	0	0	0	0
		SURGICAL BLOCK (ST-1)	CURRENT	0	0	0	0	0	0
BACKLOG	0		0	0	0	1	1		
<b>TOTAL</b>			<b>1</b>	<b>0</b>	<b>1</b>	<b>2</b>	<b>1</b>	<b>5</b>	
53	PSYCHIATRY	MAIN (UR-3, OBC-1, SC-1)	CURRENT	3	0	1	1	0	5
			BACKLOG	0	0	0	0	0	0
		N.D.D.T.C. (UR-2, OBC-1, SC-1, ST-1)	CURRENT	2	0	1	1	1	5
			BACKLOG	0	0	0	0	0	0
		NCA (SC-1)	CURRENT	0	0	0	1	0	1
			BACKLOG	0	0	0	0	0	0
<b>TOTAL</b>			<b>5</b>	<b>0</b>	<b>2</b>	<b>3</b>	<b>1</b>	<b>11</b>	
54	PHYSIOLOGY		CURRENT	0	0	0	0	0	0
			BACKLOG	0	0	0	0	1	1
	<b>TOTAL</b>			<b>0</b>	<b>0</b>	<b>0</b>	<b>0</b>	<b>1</b>	<b>1</b>
55	BIOCHEMISTRY	MAIN (EWS-1, ST-1)	CURRENT	0	1	0	0	0	1
			BACKLOG	0	0	0	0	1	1
		SURGICAL BLOCK (OBC-1)	CURRENT	0	0	0	0	0	0
			BACKLOG	0	0	1	0	0	1
<b>TOTAL</b>			<b>0</b>	<b>1</b>	<b>1</b>	<b>0</b>	<b>1</b>	<b>3</b>	
56	CLINICAL HAEMATOLOGY		CURRENT	0	0	0	0	0	0
			BACKLOG	0	0	0	1	1	2
	<b>TOTAL</b>			<b>0</b>	<b>0</b>	<b>0</b>	<b>1</b>	<b>1</b>	<b>2</b>
57	PHYSICAL MEDICINE & REHABILITATION (PMR)	MAIN (ST-01)	CURRENT	0	0	0	0	0	0
			BACKLOG	0	0	0	0	1	1
		CRSHP BALLABHGARH (UR-1, SC-1)	CURRENT	1	0	0	1	0	2
			BACKLOG	0	0	0	0	0	0
		NCA (UR-1)	CURRENT	1	0	0	0	0	1
BACKLOG	0		0	0	0	0	0		
<b>TOTAL</b>			<b>2</b>	<b>0</b>	<b>0</b>	<b>1</b>	<b>1</b>	<b>4</b>	
58	BIOTECHNOLOGY		CURRENT	0	0	0	0	1	1
			BACKLOG	0	0	0	0	0	0
	<b>TOTAL</b>			<b>0</b>	<b>0</b>	<b>0</b>	<b>0</b>	<b>1</b>	<b>1</b>
59	PSYCHOLOGY ONCOLOGY	NCL, JHAJJAR (UR-1)	CURRENT	0	0	0	0	0	0
			BACKLOG	1	0	0	0	0	1
	<b>TOTAL</b>			<b>1</b>	<b>0</b>	<b>0</b>	<b>0</b>	<b>0</b>	<b>1</b>
<b>GRAND TOTAL</b>				<b>181</b>	<b>26</b>	<b>158</b>	<b>113</b>	<b>50</b>	<b>528</b>

As per guidelines EWS posts are not carried forward/or considered as backlog vacancy in case unfilled hence other category candidates may be allowed provisionally to apply for post subjected to condition that they will be considered for the post as an UR Candidate only if EWS category seat is otherwise not filled.

Candidate can apply for these posts only through online registration of application on AIIMS website: – [www.aiimsexams.ac.in](http://www.aiimsexams.ac.in) under head “Recruitments” w.e.f. **14<sup>th</sup> June, 2023 (Wednesday)**, as per the terms & conditions mentioned therein. The last date for applying to the post of Senior Residents/Senior Demonstrators is **28<sup>th</sup> June, 2023 (Wednesday)** (Up to 5:00 pm).

*\*Candidates applying under OBC/EWS/SC/ST/PWBD category have to upload their OBC / EWS / SC / ST / PWBD certificate on or before last date of registration.*

*The candidates who are in service in any Govt. Hospital/Institutions/Any Other Pvt./Govt. Organization are required to submit their application through proper channel. **The Candidates will not be permitted for interview if they fail to display / show their NOC Certificate on the day of interview.***

Candidates may kindly take note that for the post of Senior Residents/Senior Demonstrators in the department of Anatomy, Pharmacology, Biophysics & Biochemistry both Medical as well as Non-Medical candidates can apply.

- For other departments (except Medical Physics) only medical candidates can apply.
- For post of Senior Demonstrators in Medical Physics & Biotechnology – Only Non-Medical candidates can apply.
- OBC Certificate must have been issued within 1 year before last date of application.

### ESSENTIAL QUALIFICATIONS:

S.No	Name of the Department	Required Qualification
1.	Anaesthesiology Pain Medicine & Critical Care	A postgraduate medical degree viz., MD/DNB in Anaesthesiology from a recognized university/Institute/or equivalent qualification thereto.
2.	Onco. Anaesthesiology	A postgraduate medical degree viz., MD/DNB in Anaesthesiology OR DM/DNB(Onco.Anaesthesiology) from a recognized university/Institute/or equivalent qualification thereto.
3.	Palliative Medicine	A postgraduate medical degree viz., MD/DNB in Palliative Medicine/Anaesthesiology/Medicine/ Genetics Medicine/Oncology (Surgical/Medical/Radiation) from a recognized university/Institute/or equivalent qualification thereto.
4.	Cardiac-Anaesthesiology	A postgraduate medical degree viz., MD/DNB in Anaesthesiology OR DM/DNB (Cardiac Anaesthesiology) from a recognized university/Institute/or equivalent qualification thereto.
5.	Neuro-Anaesthesiology	A postgraduate medical degree viz., MD/DNB in Anaesthesiology OR DM/DNB (Neuro Anaesthesiology) from a recognized university/Institute/or equivalent qualification thereto.
6.	Radio-Diagnosis and Interventional Radiology	A postgraduate medical degree viz., MD/DNB in Radio-Diagnosis from a recognized university/Institute/or equivalent qualification thereto.
7.	Cardiovascular Radiology & Endovascular Interventions	A postgraduate medical degree viz., MD/DNB in Radio-Diagnosis OR DM/DNB (CARDIOVASCULAR RADIOLOGY & ENDOVASCULAR INTERVENTIONS) from a recognized university/Institute/or equivalent qualification thereto.
8.	Neuroimaging & Interventional Neuro-Radiology	A postgraduate medical degree viz., MD/DNB in Radio-Diagnosis OR DM/DNB (NEUROIMAGING & INTERVENTIONAL NEURO-RADIOLOGY) from a recognized university/Institute/or equivalent qualification thereto.
9.	Orthopaedics	A postgraduate medical degree viz., MS/DNB in the Orthopaedics from a recognized university/Institute/or equivalent qualification thereto.
10.	Pharmacology	<b>For Medical Candidates (Senior Residents)</b> A postgraduate medical degree viz., MD/DNB in Pharmacology OR DM (Clinical Pharmacology) from a recognized university/Institute/or equivalent qualification thereto. <b>For Non-Medical Candidates (Senior Demonstrators)</b> (a) The Candidate should possess M.Sc./M.Biotech Degree in the subject concerned, and (b) Ph.D in the subject concerned/allied subject from a recognized University/Institute.
11.	Prosthodontics (CDER)	A postgraduate medical degree viz., MDS in the respective discipline from a recognized university/Institute/or equivalent qualification thereto.
12.	Conservative & Endodontics (CDER)	A postgraduate medical degree viz., MDS in CONSERVATIVE DENTISTRY & ENDODONTICS from a recognized university/Institute/or equivalent qualification thereto.

13.	Community Dentistry (CDER)	A postgraduate medical degree viz., MDS in the respective discipline from a recognized university/Institute/or equivalent qualification thereto.
14.	Oral & Max. Surgery(CDER)	A postgraduate medical degree viz., MDS in the respective discipline from a recognized university/Institute/or equivalent qualification thereto.
15.	Oral Medicine & Radiology (CDER)	A postgraduate medical degree viz., MDS in the respective discipline from a recognized university/Institute/or equivalent qualification thereto
16.	Periodontics	A postgraduate medical degree viz., MDS in the respective discipline from a recognized university/Institute/or equivalent qualification thereto
17.	Critical & Intensive Care, Burn & Plastic Surgery	MD/DNB Degree in Anesthesiology or DM/DNB Degree in Critical Care Medicine from any University recognized by MCI.
18.	Medical Oncology	A postgraduate medical degree viz., MD/DNB in Medicine/Paediatrics OR DM/DNB (Medical Oncology) from a recognized university/Institute/or equivalent qualification thereto.
19.	Radiation Oncology	A postgraduate medical degree viz., MD/DNB in Radiotherapy/Radiation Oncology from a recognized university/Institute/or equivalent qualification thereto.
20.	Medicine	A postgraduate medical degree viz., MD/DNB in Medicine from a recognized university/Institute/or equivalent qualification thereto.
21.	Emergency Medicine	A postgraduate medical degree viz., MD/DNB in Medicine/Emergency Medicine/Geriatric Medicine/Anesthesiology/Pulmonary Medicine or qualification recognized equivalent thereto in the discipline/subject.
22.	Medicine (Trauma)	A postgraduate medical degree viz., MD/DNB in Medicine/Emergency Medicine/Geriatric Medicine/Anaesthesiology/Pulmonary Medicine or qualification recognized equivalent thereto in the discipline/subject.
23.	Rheumatology	A postgraduate medical degree viz., MD/DNB in Medicine OR DM/DNB (Rheumatology) from a recognized university/Institute/or equivalent qualification thereto.
24.	Geriatric Medicine	A postgraduate medical degree viz., MD/DNB in Geriatric Medicine failing which MD/DNB in Medicine from a recognized university/Institute/or equivalent qualification thereto.
25.	Neuro-Surgery (Trauma)	A postgraduate medical degree viz., MS/DNB in Surgery OR MCh./DNB (Neuro-Surgery) from a recognized university/Institute/or equivalent qualification thereto.
26.	Paediatrics	A postgraduate medical degree viz., MD/DNB in Paediatrics from a recognized university/Institute/or equivalent qualification thereto.
27.	Paediatrics Surgery	A postgraduate medical degree viz., MS/DNB in Surgery OR MCh./DNB (Paediatric Surgery) from a recognized university/Institute/or equivalent qualification thereto.
28.	Nuclear Medicine	A postgraduate medical degree viz., MD/DNB in Nuclear Medicine from a recognized university/Institute/or equivalent qualification thereto.
29.	Dermatology & Venereology	A postgraduate medical degree viz., MD/DNB in Dermatology & Venereology from a recognized university/Institute/or equivalent qualification thereto.
30.	Forensic Medicine	A postgraduate medical degree viz., MD/DNB in Forensic Medicine from a recognized university/Institute/or equivalent qualification thereto.
31.	Lab. Oncology	A postgraduate medical degree viz., MD/DNB in Pathology from a recognized university/Institute/or equivalent qualification thereto.

32.	Medical Physics (Radiotherapy)	<b>For the posts of Senior Demonstrators in Medical Physics</b> M.Sc. In Medical Physics with one-year experience OR its equivalent recognized qualification OR M.Sc. In Physics with Diploma in Radiological Physics (In the event any candidate possesses the qualification of M.Sc. with Ph.D, the pay scale will be similar to that of Non-Medical candidates with Ph.D)
33	Pathology	A postgraduate medical degree viz., MD/DNB in Pathology from a recognized university/Institute/or equivalent qualification thereto.
34.	Nuclear Medicine	A postgraduate medical degree viz., MD/DNB in Nuclear Medicine from a recognized university/Institute/or equivalent qualification thereto.
35.	Lab Medicine	A postgraduate medical degree viz., MD/DNB in Laboratory Medicine/Pathology/Microbiology/Biochemistry from a recognized university/Institute.
36.	Preventive Oncology(NCI, Jhajjar)	A postgraduate qualification i.e. M.D./M.S. in Community Medicine or Preventive & Social Medicine/Medicine/Surgery/Obstetrics & Gynaecology/ENT/Pediatrics/Radiotherapy or a recognized qualification equivalent thereto.
37.	Microbiology	A postgraduate medical degree viz., MD/DNB in Microbiology from a recognized university/Institute/or equivalent qualification thereto.
38.	Urology {Temporary basis for 06 months(Extendable)}	A postgraduate medical degree viz., MS in Surgery OR MCh./DNB (Urology) from a recognized university/Institute/or equivalent qualification thereto.
39.	Obstetrics & Gynecology	A postgraduate medical degree viz., MD/DNB in Obstetrics & Gynecology from a recognized university/Institute/or equivalent qualification thereto.
40.	Ophthalmology	A postgraduate medical degree viz., MD/DNB in Ophthalmology from a recognized university/Institute/or equivalent qualification thereto.
41.	Cardiology	A postgraduate medical degree viz., MD/DNB in Medicine/Paediatrics OR DM/DNB (Cardiology) from a recognized university/Institute/or equivalent qualification thereto.
42.	Cardiac Thoracic & Vascular Surgery(CTVS)	A postgraduate medical degree viz., MS/DNB in Surgery OR M.Ch./DNB(CTVS) from a recognized university/Institute/or equivalent qualification thereto.
43.	Surgery	A postgraduate medical degree viz., MS/DNB in Surgery from a recognized university/Institute/or equivalent qualification thereto.
44.	Surgery Trauma (JPNATC)	A postgraduate medical degree viz., MS in Surgery OR MCh./DNB (Trauma Surgery) from a recognized university/Institute/or equivalent qualification thereto.
45.	Plastic Surgery & Reconstructive Surgery	A postgraduate medical degree viz., MS/DNB in Surgery/E.N.T./Orthopaedics OR MCh./DNB (Plastic Surgery) from any university recognized by MCI.
46.	Anatomy	<b>For Medical Candidates (Senior Residents)</b> A postgraduate medical degree viz., MD/DNB in Anatomy from a recognized university/Institute/or equivalent qualification thereto.  <b>For Non-Medical Candidates (Senior Demonstrators)</b> (a) The Candidate should possess M.Sc./M.Biotech Degree in the subject concerned, and (b) Ph.D in the subject concerned/allied subject from a recognized University/Institute.
47.	Biophysics	<b>For Medical Candidates (Senior Residents)</b> A postgraduate medical degree viz., MD in Biophysics from a recognized university/Institute/or equivalent qualification thereto.  <b>For Non-Medical Candidates (Senior Demonstrators)</b> (a) The Candidate should possess M.Sc./M.Biotech. Degree in the subject concerned, and (b) Ph.D in the subject concerned/allied subject from a recognized University/Institute.

48.	Community Medicine	A postgraduate medical degree viz., MD/DNB in Community Medicine from a recognized university/Institute/or equivalent qualification thereto.
49.	ENT	A postgraduate medical degree viz., MS in E.N.T. OR MCh. (Head & Neck Surgery) from a recognized university/Institute/or equivalent qualification thereto.
50.	Hospital Administration	A postgraduate medical degree viz., MD/DNB in Hospital Administration from a recognized university/Institute/or equivalent qualification thereto.
51.	Surgical Oncology	A postgraduate medical degree viz., MS/DNB in Surgery/E.N.T. OR MCh. (Surgical Oncology) from a recognized university/Institute/or equivalent qualification thereto.
52.	Transfusion Medicine	A postgraduate medical degree viz., MD/DNB in Transfusion Medicine/Pathology from a recognized university/Institute/or equivalent qualification thereto.
53.	Psychiatry	A postgraduate medical degree viz., MD/DNB in Psychiatry from a recognized university/Institute/or equivalent qualification thereto.
54.	Physiology	A postgraduate medical degree viz., MD/DNB in Physiology from a recognized university/Institute/or equivalent qualification thereto.
55.	Biochemistry	<b>For Medical Candidates (Senior Residents)</b> A postgraduate medical degree viz., MD/DNB in Biochemistry from a recognized university/Institute/or equivalent qualification thereto. <b>For Non-Medical Candidates (Senior Demonstrators)</b> (a) The Candidate should possess M.Sc./M.Biotech. Degree in the subject concerned, and (b) Ph.D in the subject concerned/allied subject from a recognized University/Institute.
56.	Clinical Haematology	A postgraduate medical degree viz., MD/DNB in Medicine/Paediatrics OR DM/DNB (Clinical Haematology) from a recognized university/Institute/or equivalent qualification thereto.
57.	Physical Medicine & Rehabilitation(PMR)	A postgraduate medical degree viz., MD/DNB in PMR from a recognized university/Institute/or equivalent qualification thereto.
58.	Biotechnology	M.Sc in Life Sciences (any subject) and PhD in Life Sciences/Biochemistry/Biophysics/Biotechnology/Bioinformatics/Genetics/Microbiology or MD in Biochemistry/Biophysics
59	Psychology Oncology	A postgraduate medical degree viz., MD/DNB in Psychiatry from a recognized university/Institute/or equivalent qualification thereto.

(In the event any candidate possesses the qualification of M.Sc. with Ph.D., the pay scale will be similar to that of Non-Medical candidates with Ph.D)

3	(i)	<b>To be eligible for selection</b> for these posts, the candidate should pass the qualifying examination by <b>31.08.2023</b> & result should be declared to this effect on or before this date. The tenure of qualifying degree should also be completing latest by <b>31.08.2023</b> .
	(ii)	<b>Only those candidates</b> who have been / are declared successful in their qualifying degree exam/viva i.e. <b>DNB/MD/MS/Ph.D./M.Sc. (as applicable)</b> and will be completing their tenure for the same on or before <b>31.08.2023</b> will be eligible to be considered for these posts.
	(iii)	In case of those who have appeared for exam / viva voce and result is yet to be declared then applicant will be allowed to appear in theory and/or interview provisionally. However, Result should be available by <b>31.08.2023</b> .
	(iv)	In cases where result of qualifying exam is declared after <b>31.08.2023</b> , their candidature will stand cancelled and no claim for selection on the basis of theory exam and Interview allowed provisionally will be considered.

4. Applicants who are working in Govt. Hospital/any other Institution have to upload their NOC certificate issued from their employer. It is must to declare details of employment Govt./Private/Adhoc/Contract. Applicants have to display / show their NOC on the day of interview otherwise they will not be permitted for interview.

**NOTE:-Concealment of facts as above shall lead to cancellation of Candidature after appointment/ termination of service with disciplinary action.**

If it is brought to the notice of authorities at any stage that the candidate had not submitted application through proper channel, then candidature will stand cancelled and in case of selected candidate, services will be terminated immediately.

#### 5. UPPER AGE LIMIT (AS ON 31.08.2023)

- a) The upper age limit for applying these posts is **45 years** as on **31.08.2023**. The maximum permissible relaxations are:
- |  |          |
|--|----------|
| i) <b>SC/ST</b> candidates   | 5 years  |
| ii) <b>OBC</b> candidates  | 3 years  |
| iii) <b>Persons with Bench-mark Disabilities [PWBD] General Category</b> | 10 years |
| iv) <b>Persons with Bench-mark Disabilities [PWBD] OBC Category</b>      | 13 years |
| v) <b>Persons with Bench-mark Disabilities [PWBD] SC/ST Category</b>     | 15 years |
- b) The upper age limit in case of Ex-serviceman and Commissioned Officers including ECOs/SSCOs/Government servants shall be relaxed by **Five years' in addition to the relaxation in (a) & (b) above**, subject to the condition that on the closing date for receipt of applications the continuous service rendered in the Armed Forces by an Ex-serviceman is not less than six months after attestation. This relaxation is also available to ECOs/SSCOs who have completed their initial period of assignment of five years of Military Service and whose assignment has been extended beyond five years as on closing date and in whose case the Ministry of Defence issues certificates that they will be released within 3 months on Selection from the date of receipt of offer of appointment. Candidates claiming age relaxation under this para would be required to produce a certificate in the prescribed proforma to the Commission at the time of Interview at AIIMS New Delhi.

**NOTE:** Ex-Serviceman who have already secured regular employment under the Central Govt. in a Civil Post are permitted the benefit of age relaxation as admissible for Ex-servicemen for securing another employment in any higher post or service under the Central Govt. However, such candidates will not be eligible for the benefit of reservation, if any for Ex-Servicemen in Central Govt. jobs.

#### 6. PAY SCALES

- (i). For **Medical** candidates Rs.18,750+6600 (Grade Pay)+NPA plus other usual Allowances or revised pay scale as per 7<sup>th</sup> CPC as applicable **In the Pay of Level 11 of Pay Matrix (Pre-revised pay Band-3 with the entry Pay of Rs. 67700/-)**
- (ii). For **Non-Medical** candidates M.Sc. with Ph.D. Rs.56100/= in level 10 under 7<sup>th</sup> CPC plus other usual Allowances.
- (iii). For post of Senior Demonstrators in **Medical Physics & Biotechnology** (those with M.Sc.) of Rs.12090 + 4200 (Grade Pay) plus other usual Allowance.

#### 7. RESERVATION (For SC, ST, OBC, EWS & Persons with Bench-mark Disabilities [PWBD] Candidates):-

- (i). Reservation has been provided in the above posts in accordance with Rules.
- (ii). Reservation for Persons with Bench-mark Disabilities [PWBD] Candidates is 4% which will be provided on horizontal basis to Persons with Bench-mark Disabilities [PWBD] candidate in their respective categories.**

#### Criteria for Persons with Bench-mark Disabilities [PWBD]:

The disability certificate should be issued by a duly constituted and authorized Medical Board of the State or Central Govt. Hospitals/Institutions and countersigned by Medical Superintendent/CMO/Head of Hospital/Institution.

Candidates applying for OBC/SC/ST categories must possess a caste certificate issued by the competent authorities, valid for admission/jobs in central Government institutions. All such certificates must be issued before the last date of application (i.e. **28.06.2023**), and must have been issued on or after **29.06.2022** for OBC category. Certificate should be in Hindi/English Language, failing which, he/she will not be allowed to appear for interview in the same category. However, he/she can be treated as UR candidate if in merit through online exam, subject to verification by Examination section.

OBC certificate must have been issued between **29.06.2022 and 28.06.2023** (i.e. within one year of last date of application). While appearing for the interview/document verification, if the candidate fails to produce a valid OBC certificate as specified (valid for admission/jobs in central Government institutions and issued between **29.06.2022 and 28.06.2023**), his/her candidature will stand cancelled.

Candidates applying in EWS category must possess a valid EWS certificate in Hindi/English Language issued by the competent authority for admission/jobs in central government institutions. EWS certificates must have issued between **01.04.2023 and 28.06.2023** and be valid for financial year 2023-24.

\*Language of Certificate should be in Hindi/English Language and in prescribed format for central Government

#### 8. Centres for competitive Recruitment Test:

- The Recruitment Test will be conducted at cities listed below\* **in online [Computer Based Test (CBT)] mode only**
- Applicants should indicate his/her choice of city of examination at the time filling the application form. The city chosen is subject to confirmation of payment of the examination fee.
- The city of examination shall be allotted on first-come first-serve basis subject to availability of nodes in respective city.
- The centre of examination once chosen and allotted will not be changed and any request in this regard will not be entertained. **Applicants should therefore indicate the choice of city with utmost care.**
- Applicants are advised to register themselves, make payment and submit their application form at the earliest without waiting for the last date, to avoid not getting the city/centre of their choice.

Sl. No.	Name of City*	Code
1.	Chennai	01
2.	Delhi/NCR	02
3.	Kolkata	03
4.	Mumbai	04

\* In case, a city is cancelled due to non-availability of minimum number of candidates in that city or any other reason beyond the control of AIIMS, the AIIMS shall do necessary re-allocation of candidates who have chosen that city and it will be final. No correspondence will be entertained on this regard.

#### 9. APPLICATION FEE:

- Persons with Bench-mark Disabilities [PWBD] : NIL**
- General/OBC category: **Rs.3000/-** + transaction charges as applicable.
- SC/ST/EWS category: **Rs.2400/-** + transaction charges as applicable.
- Payment should be made Debit/Credit Card/Net Banking only.**  
(Please refer to instructions given in this regard).

**\* For Candidates belonging to SC/ST Category, this fee of Rs 2400/- shall be refunded duly deducting bank charges as applicable, on appearing in 1<sup>st</sup> Stage CBT.**

#### 10. COMPETITIVE RECRUITMENT TEST

The Recruitment Test shall be conducted through a Computer Based Test (CBT).

- The examination shall be held on tentatively on **15<sup>th</sup> July, 2023.**
- The duration of the Test shall be 1½ hours (90 minutes).
- The Online (CBT) Recruitment Test will be conducted in one shift:  
Timing for: **10:00 AM to 11:30 AM**

The examination centres are tentatively proposed in **4 cities all over India**

#### 11. TYPE OF PAPER:

The Competitive Entrance Examination will have one paper in English language consisting of **80 (Eighty) Objective Type (Multiple Choice type) questions**

#### 12. SUBJECTS:

- The Recruitment Test for SR/SD will consist of **multiple choice questions** covering the concerned specialty.

### 13. SCHEME OF MARKING

#### a) CBT online test

- Each correct response will get a score of 1 mark.
- No marks will be awarded for the questions not answered or marked for review (*Questions marked for review shall be considered as unanswered*).
- **There will be no negative marking.**

#### b) Interview

- The Interview will carry 20 marks.
- The merit list(s) for all categories i.e. SC/ST/OBC/UR/EWS shall be prepared on the basis of combined marks of online test and interview.

### 14. METHOD OF RESOLVING TIES

All Tie cases (more than one candidate having same marks) have been resolved on date of birth. Older candidate (earlier date of birth) is ranked above younger candidate.

### 15. PREPARATION OF MERIT LIST

Applying the above method for resolving ties





Overall and Category-wise merit Lists shall be prepared accordingly.

<b>SUMMARY OF RECRUITMENT TEST PATTERN</b> (Please see the text for details and explanations)		
01	Mode of Recruitment Test	Computer Based Test (CBT) / Online
02	Duration of Recruitment Test	1½ hours (One hour and thirty minutes /90 minutes)
03	Date of Recruitment Test	15 <sup>th</sup> July, 2023
04	Number of Shifts	01 (One)
05	Timing of Recruitment Test	10.00 AM to 11.30 AM
06	Location of Centres	Tentatively 4 metro cities in India
07	Language of Paper	English
08	Type of Examination	Objective Type
09	Number of Questions	One Paper of 80 MCQ (Eighty)
10	Type of Objective Questions	Multiple Choice Questions (MCQs)
11	Marking Scheme	<u>Recruitment Test</u> Correct Answer: One mark (+)1 Unanswered / Marked for Review: 0 There will be no negative marking.  <u>Interview (20 Marks)</u>
12	Method of resolving ties	On date of birth. Older candidate (earlier date of birth) is ranked above younger candidate.



## 16. METHOD OF SELECTION

- Selection will be made entirely on the basis of merit in the Recruitment Test.
- **Candidate must confirm the subject they have applied for after logging in the examination. In case of any discrepancy report to invigilator immediately on the day of examination.**
- Question paper will be provided in the online Test as Subject/Group applied in the Registration/application form. **No further change in Subject/Group after the submitting the Examination Fee.**
- The Recruitment Test for Senior Resident/Senior Demonstrators will consist of **90 Minutes (1½ hours)** duration containing **80 multiple choice questions in the subject concerned.**
- **There will be no negative marking.**

			
CORRECT	WRONG	FOR REVIEW	NOT ANSWERED
<b>+1</b>	<b>0</b>	<b>0</b>	<b>0</b>

**If any discrepancy in any question is found in the Recruitment Test, the candidate is advised to write to Associate-Dean (Exam.), AIIMS, New Delhi – 110 608 within 24 hours on the following email [subdeanexamsaiims@hotmail.com](mailto:subdeanexamsaiims@hotmail.com). This mail will only be used for discrepancy related to question. However, for other query please use “raise a query” link available on your my page.**

## 17. SELECTION PROCEDURE:

- The Candidate can apply only in any one Subject / Specialty only out of 59 **Subject / Specialty as enlisted.**
- Computer Based Test (CBT) in online mode of 80 Marks based on MCQs in the subject concerned will be conducted on **15<sup>th</sup> July, 2023 in 4 Metro Cities in India** (Chennai, Delhi/NCR, Kolkata & Mumbai). The eligible candidates will be intimated about exact time and place of online examination through **admit card** which will be uploaded on AIIMS websites [www.aiimsexams.ac.in](http://www.aiimsexams.ac.in). Candidates are required to take print out of their Admit Card & produce the same at the centre for online test.

**Please note that Admit Card(s) will not be sent by post.**

The list of candidates who qualify in the Computer Based Test (CBT) & eligible for interview will be displayed on AIIMS websites [www.aiimsexams.ac.in](http://www.aiimsexams.ac.in). The Groups of Interview will be announced with Stage-I result.

**Subject wise date, schedule of interview will be announced with result of Stage –I(CBT)**

**Final Result Notification (Stage-II)**

**Dates will be declared later**

- Candidates are required to bring original certificate (along with one set of attested Photocopy) of
  - Date of Birth (i.e. 10<sup>th</sup> Passing),
  - Qualifying degree (MBBS/BDS/MD/MS/MDS/MHA/Ph.D./M.Sc./B.Sc./DM/M.Ch./Others),
  - Valid registration with MCI/State Medical Council/DMC\*,
  - SC/ST/OBC/EWS and OPH certificate - valid for central government jobs/OPH.
  - No objection certificate from current employer (wherever applicable) at the time of Interview for Verification.

Only those candidates whose certificates are found to be in order shall be permitted to appear for the Interview.

(vi) **Completion of tenure and passing proof**

The candidates are required to report for the **interview at 9.00 AM sharp at LT-1, First Floor, Teaching Block & after 10.00 AM no candidate will be entertained.**

- d) The total number of candidates eligible to be called for the interview will be **three times** the number of advertised seats (**but not less than 5 in any category or subject in case number of applicants>5**) advertised in the respective group for various categories. Candidates qualifying under OPH category may be over and above this number for the purpose of Interview & not for total number of posts.
- e) **The interview will carry 20 marks.**
- f) The merit list(s) for all categories i.e. SC/ST/OBC/UR/EWS shall be prepared on the basis of combined marks of online test and interview. **All Tie cases (more than one candidate having same marks) shall be resolved based on date of birth. Older candidate (earlier date of birth) shall be ranked above younger candidate.**
- g) After filling available posts all remaining otherwise eligible candidates called for interview shall be kept in the waiting list which will be valid till **31.08.2023.**
- h). Any vacancy arising because of non-joining by selected candidates in this selection or by resignation of candidates who had joined after selection in this session of **July, 2023** will be offered to the Candidate from the waiting list according to his/her merit/category.
- i) In application form, all applicants must provide two phone numbers and email / fax no. for faster communication about such vacancies. Candidates who have applied in these groups may take note that during **the tenure they may be rotated as and when required by the department.**

**The Final Result will only be available on AIIMS website at [www.aiimsexams.ac.in](http://www.aiimsexams.ac.in)**

The Candidate must submit registration with Delhi Medical Council, before joining the post, in case selected.

## **IV IMPORTANT INSTRUCTIONS**

### **1. INSTRUCTIONS FOR FILLING THE ONLINE APPLICATION FORM**

Candidate should fill in the online Application Form taking utmost care and following instructions and help manual as given in the Prospectus, step by step. Candidate should fill in the Online Application form correctly. Incorrect filled form may result in rejection.

### **2. ONLINE REGISTRATION & SUBMISSION OF APPLICATION FORM**

A candidate seeking admission to the Recruitment Test is required to submit his/her application in the prescribed format available online with the Prospectus on [www.aiimsexams.ac.in](http://www.aiimsexams.ac.in) **The cost of Application Form includes the fee for Recruitment Test which is non-refundable and no correspondence in this regard will be entertained.** The candidate is required to go through the prospectus carefully and acquaint himself/herself with all requirements with regard to filling in of the online application form.

**Online Registration:** After selecting the online registration, fill the mandatory details asked for deposit the prescribed fee in the through **Debit/Credit Card/Net Banking** after submitting fees filled required information step by step. Follow the Instructions scrupulously.

It will be the responsibility of the candidates to ensure that correct details are filled in the Registration Form. The Institute will not be responsible for any cancellation of candidature/loss or lack of communication etc. as a consequence of incorrectly filled application form

**The candidate can apply only in any one Group out of 59 Subject/Specialty as enlisted.**

**All applicants are required to ensure that Photo/Signature/Left Thumb Impression is uploaded according to the instructions provided in the Prospectus. Failure to do so application will be treated as Rejected.**

**Duplicate applications from any applicant will result in cancellation of all such applications. No intimations regarding such summary rejections will be provided.**

### 3. STATUS OF ONLINE REGISTRATION

Acknowledgement of successful Online Registration will be forwarded to applicant's Registered on their email ID. The Registration Form will remain Under Review regarding eligibility. However, candidates can check their status of uploaded images within 3-5 working days from the date of online Registration is done and subsequent further updates the status as per direction. The rejected images can be updated till the registration is open.

The candidates are advised to check final status of their Registration Form regarding images and eligibility and Admit Card which will be available on AIIMS website [www.aiimsexams.ac.in](http://www.aiimsexams.ac.in) as per the schedule mentioned in the "IMPORTANT DATES AT A GALANCE".

**Admit card for accepted Registration Form will only be uploaded on the website. If the status of Registration Form or Admit Card is not available on website, he/she should immediately raise concern through "Raise a query" link which is available on you're my page along with name, candidate ID, subject applied and other particulars of the Registration Form. (Please see "Procedure for raise a query" at page-14)**

### 4. DOCUMENTS TO BE ATTACHED WITH REGISTRATION SLIP AT THE TIME OF INTERVIEW

**II) The candidates recommended for Interviews on the basis of results of the Recruitment Test must submit attested copies of the following documents in the manner prescribed below at the time of Interview:**

The candidates appearing for allotment by personal appearance should bring the following documents in original along with one set an attested photocopy of the documents: -

- i) Admit Card issued by AIIMS.
- ii) High School/Higher Secondary Certificate/Birth Certificate in proof of date of birth. (Matriculation)
- iii) Qualifying degree (MBBS/BDS/MD/MS/MDS/Ph.D./M.Sc./others.)
- iv) Valid Permanent/Provisional Registration Certificate issued by MCI or DCI/State Medical or Dental Council/DMC.
- v) No objection certificate from the current employer (wherever applicable) at the time of Interview for verification before they are allowed to appear for Interview.
- vi) The Candidate should also bring the following certificate (valid for central Govt. Jobs), if applicable:
  - a) SC/ST Certificate issued by the competent authority and should be in English or Hindi language. Community (Category) should be clearly mentioned in the certificate.
  - b) OBC Certificate issued by the competent authority for central Govt. jobs for admission in Central Govt. College/Institute. The sub-caste should tally with the Central List of OBC. OBC Candidates should not belong to Creamy Layer. OBC certificate must be in the Central Govt. Format as prescribed in the prospectus. (Issued between 29.06.2022 - 28.06.2023)
  - c) Physical Disability Certificate issued from a duly constituted and authorized Medical Board. (Valid for central govt. Jobs/OPH.
  - d) EWS Certificate issued by the competent authority and should be in given format.(Issued between 01.04.2023 to 28.06.2023)

**If a candidate fails to submit attested copies of the requisite documents as above, his/her candidature will be cancelled and he/she will not be allowed to participate in subsequent stages of Interview/selection process.**

### 5. SUBMISSION OF APPLICATION BY CANDIDATES WHO ARE EMPLOYED

The Institute does not have any objection if the candidates in employment apply directly for the above Recruitment Test. However, all such candidates should inform their employer in writing that they are applying for this Recruitment Test. They should also sign the undertaking in the downloaded copy of Registration Slip that they have informed their employer about the submission of the application to AIIMS at the time of Interview. If any communication is received from their department/office withholding permission to the candidate's appearing to the Recruitment Test, the candidature/admission of the candidate will be cancelled, and no further correspondence in this regard will be entertained.

## 6. SUBMISSION OF CERTIFICATE BY SC/ST/OBC/EWS CANDIDATES

After declaration of result of the Requirement Test, candidates belonging to Scheduled Caste/Scheduled Tribe, Other Backward Classes and Economy Weaker Section (EWS) should submit, along with other requisite documents, an attested copy of a certificate from any one of the following **authorities stating that the candidate belongs to a Scheduled Caste, a Scheduled Tribe, Economy Weaker Sections (EWS) or Other Backward Classes in the prescribed form given in the prospectus.**

- A. District Magistrate, Additional District Magistrate, Collector, Deputy Commissioner, Additional Deputy Commissioner, Deputy Collector, 1st Class Stipendiary Magistrate, City Magistrate, Sub-Divisional Magistrate, Taluka Magistrate, Executive Magistrate, Extra Assistant Commissioner.
- B. Chief Presidency Magistrate/Additional Chief Presidency Magistrate/Presidency Magistrate.
- C. Revenue Officer not below the rank of Tehsildar.
- D. Sub-Divisional Officer of the area where the candidate and his or her family normally resides.
- E. Administrator/Secretary to Administrator/Development Officer (Lakshadweep Island) or as authorised in the Constitution.

The candidate will be required to submit an undertaking to the effect of his/her caste. The detection of any discrepancy in the caste certificate shall entail cancellation of registration. This is as per the provisions made by Ministry of Personnel, Public Grievances and Pensions vide their order No. 36033/4/97-Estt. (RES) dated 25.7.2003 and No. 36011/3/2005-Estt. (RES) dated 9.9.2005 respectively.

**Candidates must note that a certificate from any other person/authority will not be accepted and no further correspondence in this regard shall be entertained. The name, designation and the seal of the officer should be legible in the certificate.**

**The Reservation for Economically Weaker Sections (EWSs) in direct recruitment in civil posts and services in the Government of India will be as per O.M. No. 36039/1/2019-Estt(Res) dated 31<sup>st</sup> January 2019 issued by Ministry of Personnel, Public Grievances & Pensions. Subsequently, Candidate will have to fill the proforma as given in the prospectus duly signed by the competent authority.**

7. **PROCEDURE IF THERE IS ANY DISCREPANCY NOTICED:** Discrepancy, if any, observed in the date and time of the Recruitment Test mentioned in the Prospectus, Admit Card etc. should be immediately brought to the notice of the Assistant Controller of Examinations AIIMS, New Delhi through email. Complaints received after the examination is held will not be entertained. *In case any discrepancy is found in the information provided in the various documents, the data provided on the Application Form will be considered as final for all purposes.*
8. It will be the responsibility of the candidate to ensure that correct address, Mobile No. & email ID in the Application Form is filled. The Institute shall not be responsible for any miscommunication due to incorrect address, Mobile No. and email ID given by the applicant on the Application Form or non-receipt for any communication.
9. **Downloadable Admit cards of all the eligible candidates will be hosted on website [www.aiimsexams.ac.in](http://www.aiimsexams.ac.in) as per the schedule mentioned under "IMPORTANT DATES" 'AT A GLANCE'. All the candidates are advised to download their Admit Cards from the website. It may please be noted that the Admit Cards will not be sent by Post.**
10. Change, if any, in the address mobile No. and email ID should be immediately intimated through registered email. Candidate should also ensure that any communication sent at the previous address is redirected to him/her at the new address.
11. If a candidate is at any stage found to have provided false information/certificate or is found to have withheld or concealed some information in his/her application form, he/she will be debarred from admission, his/her residency will be terminated with immediate effect.
12. If ineligibility is detected at any stage, candidature/admission of the candidate will be cancelled without any notice.

13. Candidate must not obtain or give or attempt to obtain or give irregular assistance of any kind during the examination; this will entail expulsion and cancellation of candidature for the examination. The appointment of the applicant will be cancelled and appropriate criminal/civil proceedings will be initiated against the candidate, if at any stage of the examination the candidate is found to have secured admission by using any unfair means.
14. The Institute will not intimate the result of Recruitment Test individually. No correspondence in this regard will be entertained. **However, the marks of individual candidate will be made available on AIIMS website [www.aiimsexams.ac.in](http://www.aiimsexams.ac.in) on completion of the examination process.**
15. **There is no provision displaying marks of Written/Interview for re-checking/re-evaluation and no query in this regard will be entertained.**
16. The decision of the Director of the Institute shall be final in the matter of selection of candidates for appointment to various department/group and no appeal will be entertained in this regard.
17. Selected candidates must join on the date (upto 10.00 AM after medically fitness) stipulated in the letter of selection, failing which the selection/admission shall stand cancelled/withdrawn.
18. **The selected candidates will get the original documents verified at the time of joining (between 10:00 am to 12:00 noon). Without original documents, no candidate is allowed for joining.**
19. The rules are subject to change in accordance with the decision of the Institute to be taken from time to time.
20. **Any dispute in regard to any matter referred to herein shall be subject to the jurisdiction of High Court of Delhi only.**
21. **Procedure for query regarding pre- examination formalities.**
  - Candidate may feel free to write us the queries through the link "Raise a query" available on my page by login with Candidate ID & Password.

## **Criteria for Persons With Benchmark Disability [PWBD]**

A SCHEDULE is annexed regarding, "SPECIFIED DISABILITY" clause (zc) of section 2, that states as under,

### 1. Physical disability

A. Locomotor disability (a person's inability to execute distinctive activities associated with movement of self and objects resulting from affliction of musculoskeletal or nervous system or both), including—

- (a) "leprosy cured person" means a person who has been cured of leprosy but is suffering from—
  - (i) loss of sensation in hands or feet as well as loss of sensation and paresis in the eye and eye-lid but with no manifest deformity;
  - (ii) manifest deformity and paresis but having sufficient mobility in their hands and feet to enable them to engage in normal economic activity;
  - (iii) extreme physical deformity as well as advanced age which prevents him/her from undertaking any gainful occupation, and the expression "leprosy cured" shall construed accordingly;
- (b) "cerebral palsy" means a Group of non-progressive neurological condition affecting body movements and muscle coordination, caused by damage to one or more specific areas of the brain, usually occurring before, during or shortly after birth;
- (c) "dwarfism" means a medical or genetic condition resulting in an adult height of 4 feet 10 inches (147 centimeters) or less;

- (d) "muscular dystrophy" means a group of hereditary genetic muscle disease that weakens the muscles that move the human body and persons with multiple dystrophy have incorrect and missing information in their genes, which prevents them from making the proteins they need for healthy muscles. It is characterized by progressive skeletal muscle weakness, defects in muscle proteins, and the death of muscle cells and tissue;
- (e) "acid attack victims" means a person disfigured due to violent assaults by throwing of acid or similar corrosive substance.
- B. Visual impairment—
- (a) "blindness" means a condition where a person has any of the following conditions, after best correction—
- total absence of sight; or
  - visual acuity less than 3/60 or less than 10/200 (Snellen) in the better eye with best possible correction; or 92
  - limitation of the field of vision subtending an angle of less than 10 degree.
- (b) "low-vision" means a condition where a person has any of the following conditions, namely: —
- visual acuity not exceeding 6/18 or less than 20/60 upto 3/60 or upto 10/200 (Snellen) in the better eye with best possible corrections; or
  - limitation of the field of vision subtending an angle of less than 40 degree up to 10 degrees.
- C. Hearing impairment -
- (a) "deaf" means persons having 70 DB hearing loss in speech frequencies in both ears;
- (b) "hard of hearing" means person having 60 DB to 70 DB hearing loss in speech frequencies in both ears;
- D. "Speech and language disability" means a permanent disability arising out of conditions such as laryngectomy or aphasia affecting one or more components of speech and language due to organic or neurological causes.
2. Intellectual disability, a condition characterized by significant limitation both in intellectual functioning (reasoning, learning, problem solving) and in adaptive behavior which covers a range of every day, social and practical skills, including—
- (a) "specific learning disabilities" means a heterogeneous group of conditions wherein there is a deficit in processing language, spoken or written, that may manifest itself as a difficulty to comprehend, speak, read, write, spell, or to do mathematical calculations and includes such conditions as perceptual disabilities, dyslexia, dysgraphia, dyscalculia, dyspraxia and developmental aphasia;
- (b) "autism spectrum disorder" means a neuro-developmental condition typically appearing in the first three years of life that significantly affects a person's ability to communicate, understand relationships and relate to others, and is frequently associated with unusual or stereotypical rituals or behaviors.
3. Mental behavior,— "mental illness" means a substantial disorder of thinking, mood, perception, orientation or memory that grossly impairs judgment, behavior, capacity to recognize reality or ability to meet the ordinary demands of life, but does not include retardation which is a condition of arrested or incomplete development of mind of a person, specially characterized by sub normality of intelligence.
4. Disability caused due to—
- (a) chronic neurological conditions, such as—
- "multiple sclerosis" means an inflammatory, nervous system disease in which the myelin sheaths around the axons of nerve cells of the brain and spinal cord are damaged, leading to demyelination and affecting the ability of nerve cells in the brain and spinal cord to communicate with each other;

- (ii) "Parkinson's disease" means a progressive disease of the nervous system marked by tremor, muscular rigidity, and slow, imprecise movement, chiefly affecting middle-aged and elderly people associated with degeneration of the basal ganglia of the brain and a deficiency of the neurotransmitter dopamine.
- (b) Blood disorder—
- (i) "Haemophilia" means an inheritable disease, usually affecting only male but transmitted by women to their male children, characterized by loss or impairment of the normal clotting ability of blood so that a minor would may result in fatal bleeding;
- (ii) "thalassemia" means a group of inherited disorders characterized by reduced or absent amounts of haemoglobin.
- (iii) "sickle cell disease" means a hemolytic disorder characterized by chronic anemia, painful events, and various complications due to associated tissue and organ damage; "hemolytic" refers to the destruction of the cell membrane of red blood cells resulting in the release of hemoglobin.
5. Multiple Disabilities (more than one of the above specified disabilities) including deaf blindness which means a condition in which a person may have combination of hearing and visual impairments causing severe communication, developmental, and educational problems.
6. Any other category as may be notified by the Central Government.

**Note: Any amendment to the Schedule to the RPWD Act, 2016, shall consequently stand amended in the above schedule.**

**The selection shall be subjected to medical fitness by Medical board.**

शरीरमाद्यं खलु धर्मसाधनम्

**PROFORMA FOR OTHER BACKWARD CLASS (OBC) CERTIFICATE**

**(Certificate to be Produced by other Backward Classes applying for Admission to Central Educational Institutions (CEIs), Under the Government of India)**

This is to certify that Shri / Smt./Kum. \_\_\_\_\_  
Son/Daughter of Shri/Smt. \_\_\_\_\_ of  
Village/Town \_\_\_\_\_ District/Division \_\_\_\_\_ in \_\_\_\_\_ the  
State belongs to the \_\_\_\_\_ Community which is  
recognized as a backward class under:

- (i) Resolution No. 12011/68/93-BCC(C) dated 10/09/93 published in the Gazette of India Extraordinary part I Section I No. 186 dated 13/09/93.
- (ii) Resolution No. 12011/9/94-BCC dated 19/10/94 published in the Gazette of India Extraordinary part I Section I No. 163 dated 20/10/94.
- (iii) Resolution No. 12011/7/95-BCC dated 24/05/95 published in the Gazette of India Extraordinary part I Section I dated 25/05/95.
- (iv) Resolution No. 12011/96/94-BCC dated 09/03/96.
- (v) Resolution No. 12011/44/94-BCC dated 06/12/96 published in the Gazette of India Extraordinary part I Section I No. 210 dated 11/12/96.
- (vi) Resolution No. 12011/13/97-BCC dated 03/12/97.
- (vii) Resolution No. 12011/99/94-BCC dated 11/12/97.
- (viii) Resolution No. 12011/68/98-BCC dated 27/10/99.
- (ix) Resolution No. 12011/88/99-BCC dated 06/12/99 published in the Gazette of India Extraordinary Part I Section I No. 270 dated 06/12/99.
- (x) Resolution No. 12011/36/99-BCC dated 04/04/2000 published in the Gazette of India Extraordinary Part I Section I No. 71 dated 04/04/2000.
- (xi) Resolution No. 12011/44/99-BCC dated 21/09/2000 published in the Gazette of India Extraordinary Part I Section 1 No. 210 dated 21/09/2000.
- (xii) Resolution No. 12015/09/2000-BCC dated 06/09/2001.
- (xiii) Resolution No. 12011/01/2001-BCC dated 19/06/2003.
- (xiv) Resolution No. 12011/04/2002-BCC dated 13/01/2004.
- (xv) Resolution No. 12011/09/2004-BCC dated 16/01/2006 published in the Gazette of India Extraordinary Part I Section I No. 210 dated 16/01/2006.

Shri/Smt./Kum. \_\_\_\_\_ and/or his family ordinarily  
reside(s) in the \_\_\_\_\_ District/Division of  
\_\_\_\_\_ State.

This is also to certify that he/she does not belong to the persons/sections (Creamy Layer) mentioned in Column 3 of the Scheduled to the Government of India. Department of Personnel & Training O.M. No. 36012/22/93-Estt. (SCT) dated 08/09/93 which is modified vide OM No. 36033/3/2004 Estt. (Res.) dated 09/03/2004 or the latest notification of the Government of India.

Dated:

District Magistrate/Competent Authority Seal

**NOTE:**

- a) The Term Ordinarily used here will have the same meaning as in Section 20 of the Representation of the People Act, 1950.
- (b) The authorities competent to issue Caste Certificates are indicated below:
  - (i) District Magistrate/Additional Magistrate/Collector/Deputy Commissioner/Additional Deputy Commissioner/Deputy Collector/1<sup>st</sup>Class Stipendiary Magistrate/Sub-Divisional Magistrate/ Taluka Magistrate/Executive Magistrate/Extra Assistant Commissioner (not below the rank of 1<sup>st</sup>Class Stipendiary Magistrate.)
  - (ii) Chief Presidency Magistrate/Additional Chief Presidency Magistrate/Presidency Magistrate.
  - (iii) Revenue Officer not below the rank of Tehsildar.
  - (IV) Sub-Divisional Officer of the area where the candidate and/or his family resides.



## FORM OF SC/ST CERTIFICATE PRESCRIBED

Form of certificate as prescribed in M.H.A., O.M., No. 42/21/49-N.G.S. dated the 28.1.1952, as revised in Dept. of Per-& A.R. letter No. 36012/6/76-Est. (S.CT), dated the 29.10.1977, to be produced by candidate belonging to a Scheduled Caste or a Scheduled Tribe in support of his/her claim.

### CASTE CERTIFICATE

This is to certify that Shri/Smt./Kum.\*.....  
son/daughter\*of.....of village/town\*.....in  
district/Division\*.....of the State/Union Territory\* ..... belongs to the  
.....Caste/Tribe which is recognized as a Scheduled Caste/Scheduled Tribe\* under:

- The Constitution (Scheduled Caste) Order, 1950
- The Constitution (Scheduled Tribe) Order, 1950
- The Constitution (Scheduled Caste) (Union Territories) Order, 1951
- The Constitution (Scheduled Tribe) (Union Territories) Order, 1951

% 1. (as amended by the Scheduled Caste and Scheduled Tribes Lists (Modification) Order, 1956, the Bombay Re-Organization Act, 1960, the Punjab Re-Organization Act, 1966, the State of Himachal Pradesh Act, 1970 the North-Eastern Areas (Re-organization) Act, 1971 and the Scheduled Castes and Scheduled Tribes Orders, (Amendment) Act, 1976). The Constitution (Jammu and Kashmir) Scheduled Caste Order, 1956.

- The Constitution (Andaman and Nicobar Islands) Scheduled Tribes Order, 1959.
- The Constitution (Dadra and Nagar Haveli) Scheduled Caste Order, 1962.
- The Constitution (Dadra and Nagar Haveli) Scheduled Tribes Order, 1962.
- The Constitution (Pondicherry) Scheduled Caste Order, 1964
- The Constitution (Uttar Pradesh) (Scheduled Tribes) Order, 1967
- The Constitution (Goa, Daman & Diu) Scheduled Caste Order, 1968.
- The Constitution (Goa, Daman & Diu) Scheduled Tribes Order, 1968.
- The Constitution (Nagaland) Scheduled Tribes Order, 1970.
- The Constitution (Sikkim) Scheduled Caste Order, 1978.
- The Constitution (Sikkim) Scheduled Tribes Order, 1978.

% 2. Applicable in the case of Scheduled Caste/Schedule Tribe persons who have migrated from one State/ Union Territory Administration:

This certificate is issued on the basis of the Scheduled Caste/Scheduled Tribe certificate issued to Shri / Smt\*.....father/mother of Shri/Smt/Kum\*.....of village/town\*..... in District/Division\* of the State/Union Territory\* ..... who belongs to the.....caste/tribe which is recognised as a Scheduled Caste/Scheduled Tribe\* in the State/Union Territory\* ..... issued by the (name of prescribed authority) vide their No.....date..... % 3. Shri\*/Smt.\*/Kum\* ..... and/or his/her\* family ordinary reside(s) in village/town\* ..... of the State/Union Territory of.....

Signature.....

Place .....

State/Union Territory

\*\*Designation.....

Date .....

(With seal of Office)

- Please delete the words which are not applicable.
- Please quote specific Presidential Order.

% Delete the paragraph which is not applicable.

\*\* Should be signed by the Authorities empowered to issue Scheduled Caste/Scheduled Tribe certificates as specified above.

## FORM OF EWS CERTIFICATE PRESCRIBED

Annexure-I

Government of .....  
(Name & Address of the authority issuing the certificate)

**INCOME & ASSEST CERTIFICATE TO BE PRODUCED BY ECONOMICALLY WEAKER SECTIONS**

Certificate No. \_\_\_\_\_

Date: \_\_\_\_\_

VALID FOR THE YEAR \_\_\_\_\_

This is to certify that Shri/Smt./Kumari \_\_\_\_\_ son/daughter/wife of \_\_\_\_\_ permanent resident of \_\_\_\_\_, Village/Street \_\_\_\_\_ Post Office \_\_\_\_\_ District \_\_\_\_\_ in the State/Union Territory \_\_\_\_\_ Pin Code \_\_\_\_\_ whose photograph is attested below belongs to Economically Weaker Sections, since the gross annual income\* of his/her 'family\*\*' is below Rs. 8 lakh (Rupees Eight Lakh only) for the financial year \_\_\_\_\_. His/her family does not own or possess any of the following assets\*\*\* :

- I. 5 acres of agricultural land and above;
- II. Residential flat of 1000 sq. ft. and above;
- III. Residential plot of 100 sq. yards and above in notified municipalities;
- IV. Residential plot of 200 sq. yards and above in areas other than the notified municipalities.

2. Shri/Smt./Kumari \_\_\_\_\_ belongs to the \_\_\_\_\_ caste which is not recognized as a Scheduled Caste, Scheduled Tribe and Other Backward Classes (Central List)

Signature with seal of Office \_\_\_\_\_  
Name \_\_\_\_\_  
Designation \_\_\_\_\_

Recent Passport size  
attested photograph of  
the applicant

\*Note 1: Income covered all sources i.e. salary, agriculture, business, profession, etc.

\*\*Note 2: The term "Family" for this purpose include the person, who seeks benefit of reservation, his/her parents and siblings below the age of 18 years as also his/her spouse and children below the age of 18 years

\*\*\*Note 3: The property held by a "Family" in different locations or different places/cities have been clubbed while applying the land or property holding test to determine EWS status.

G. Srinivasan

शरीरमाद्यं खलु धर्मसाधनम्

## INSTRUCTION FOR UPLOADING IMAGES

Instructions related to uploading of Photographs, signature and left thumb impression

Uploading of digital Images of Photograph, Signature and Thumb-print is **mandatory**. Read and follow the instructions given below to avoid inconvenience and rejection of application form due to uploading of **improper** digital images.

Prepare the digital images in advance to avoid delays/inconvenience while filling the online application form.

### Instructions for photo upload:

Digital image of your photo can be made in two ways

- Clicking your photo using a digital device (camera etc)
- Scanning of already available photograph

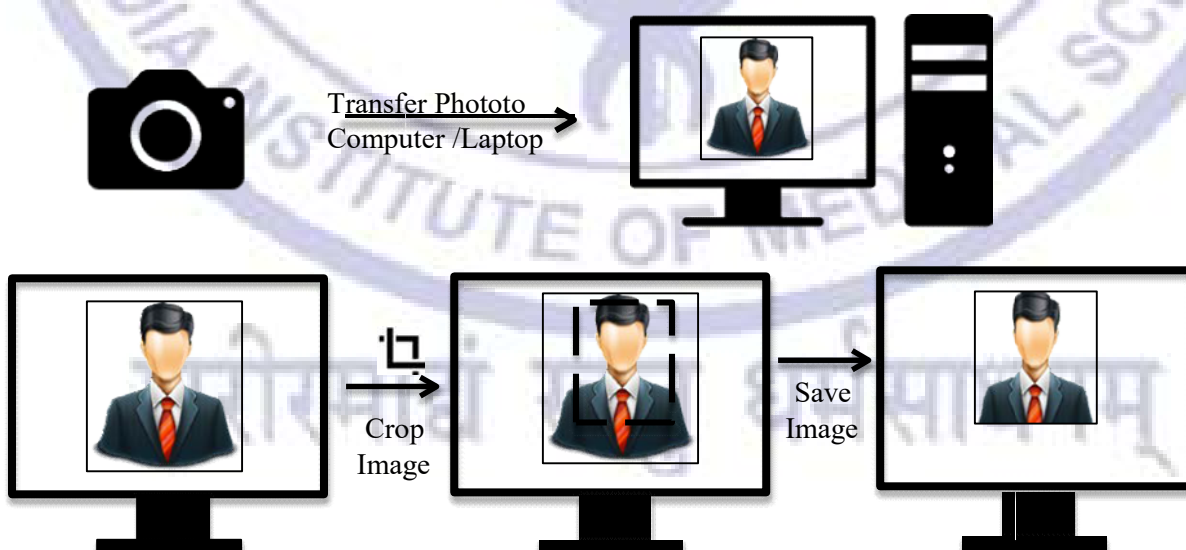
### Click a photo using a digital device

#### 1. Clicking your photo

- Stand/sit against a **white background**.
- Click colour photograph in **bright light** using any digital device (preferably with > 5-megapixel resolution). Avoid using flash as it tends to create a shadow on the white background.
- Look straight into the camera (to avoid angulations office).
- Ensure that your eyes and both ears are clearly visible on the photograph.

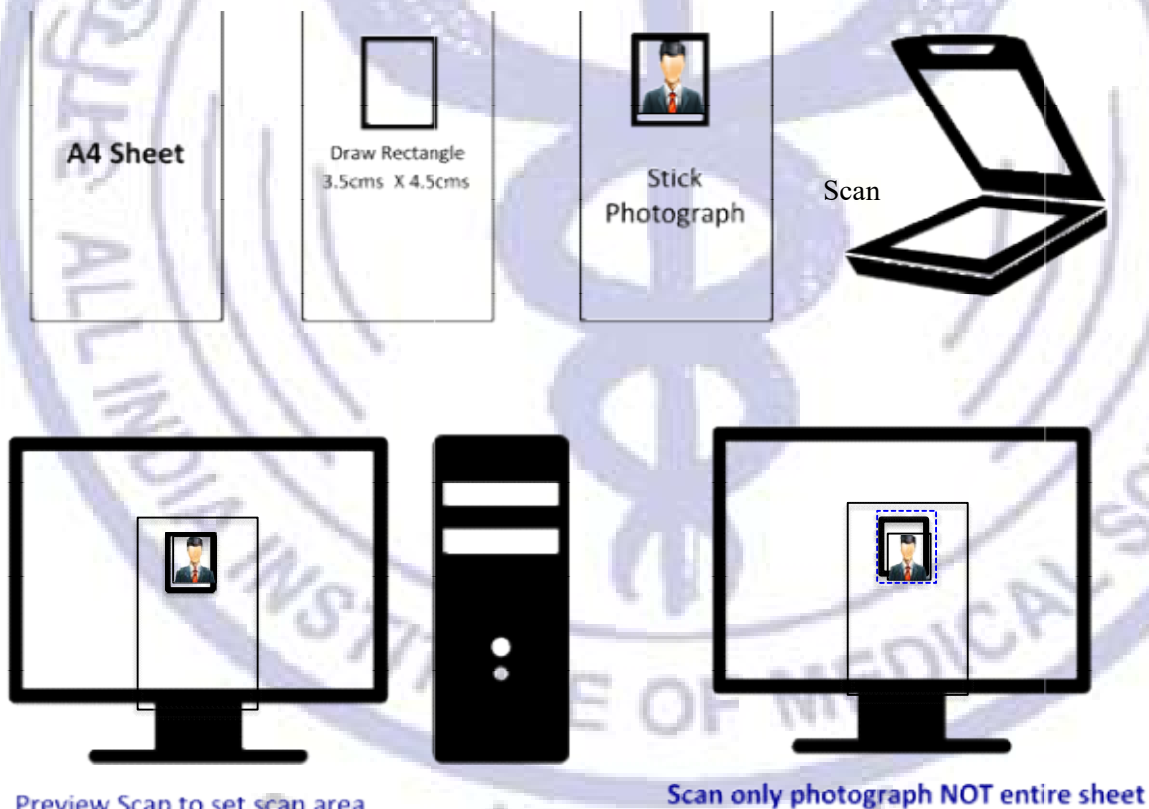
#### 2. Editing of digital photograph

- Transfer** the photograph from the digital device to a computer/laptop.
- Crop** the photograph such that your head, shoulders are visible and occupy most of the image.
- Resize** the image to 50 – 100 Kb (maintain aspect ratio, i.e. height and width ratio to avoid distortion of image)



In case you already have a professionally clicked passport size colour photograph follow the following procedure to prepare scanned image of the same.

1. Before you scan the photograph ensure that
  - a. Photo has been taken against a white background without a border and clearly shows your face, eyes and bothers.
  - b. The photograph is of standard passport size (3.5 cm X 4.5 cm, width X height)
  - c. The photograph is recent (within 6 months of online application).
2. Scanning of passport size photograph
  - a. **Draw a Box** of 3.5 horizontal and 4.5 vertical size (3.5 cm x 4.5 cm) on a white sheet of paper using a pencil.
  - b. Paste the photograph in the box drawn.
  - c. Put the paper with photograph in the scanner and **scan only the box with photograph** (do not scan the whole sheet of white paper). **Set the scanning to 200 dpi** and scan the photograph. During scanning most software allows selection of the desired area for final scanning after initial preview & scan.
  - d. **Save the scanned images** as jpg/jpeg/gif/png as “Photograph.jpg” or “Photograph.jpeg” or “Photograph.gif” or “Photograph.png”
  - e. **Resize** the scanned image to 50–100 Kb. Use any image editing software to size the image. Maintain the aspect ratio (i.e. relationship of height vs width while resizing)



Preview Scan to set scan area

Scan only photograph NOT entire sheet

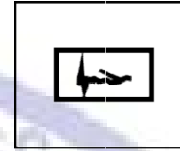
#### Checklist before uploading digital image of photo

1. Photograph is in colour with white background.
2. Your face is clearly visible.
3. Size of the image is between 50-100kb.
4. Image is in .jpg/.jpeg/.gif/.png format.
5. Image is not blurred in the process of editing.

## Instruction for preparing digital image of signature

### Putting signature inside a box on a white sheet

1. Draw a box of 6 cm x 3 cm (width\*height) on a white paper sheet with a pencil.
2. Take a thick tip black/blue ink pen (preferably fountainpen).
3. The person who will be appearing in the examination should sign with in the drawn box (full signature).
4. Following kind of signatures are **NOT** acceptable:
  - Signature containing Initials only
  - Signature in CAPITAL LETTERS
  - Signature with overwriting

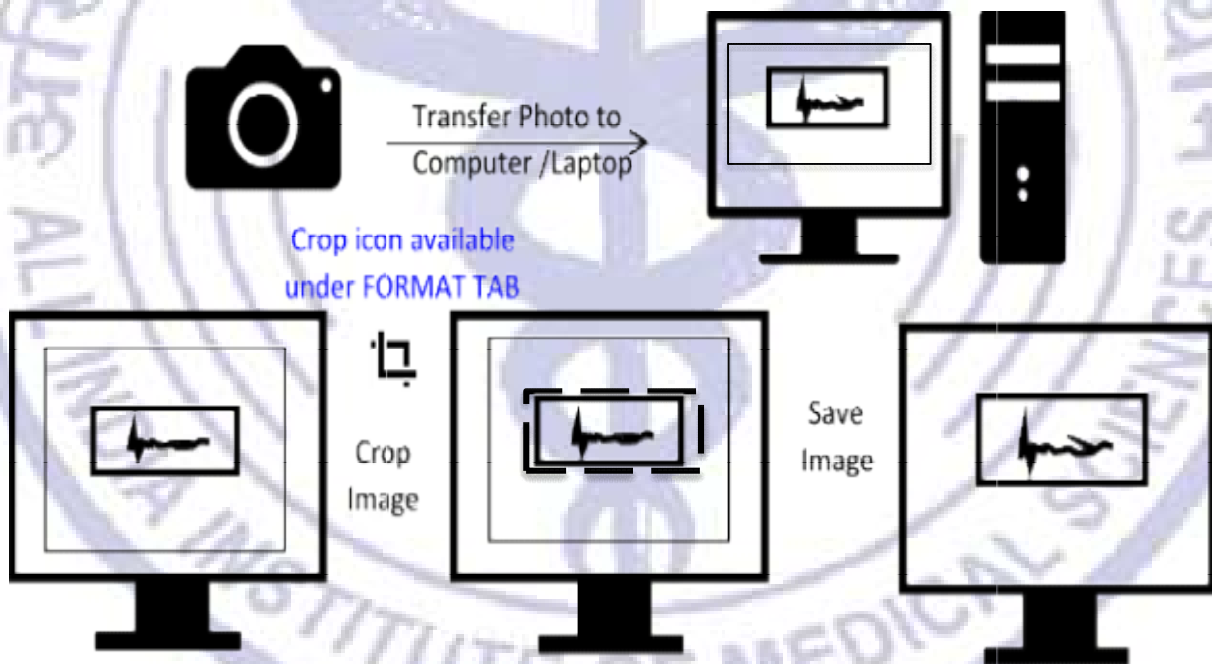


### Digital image of your Signature can be made in two ways

- A. Using a digital device to directly image (i.e. camera)
- B. Scanning the signature

#### A. Preparing digital image of signature using a digital device(camera)

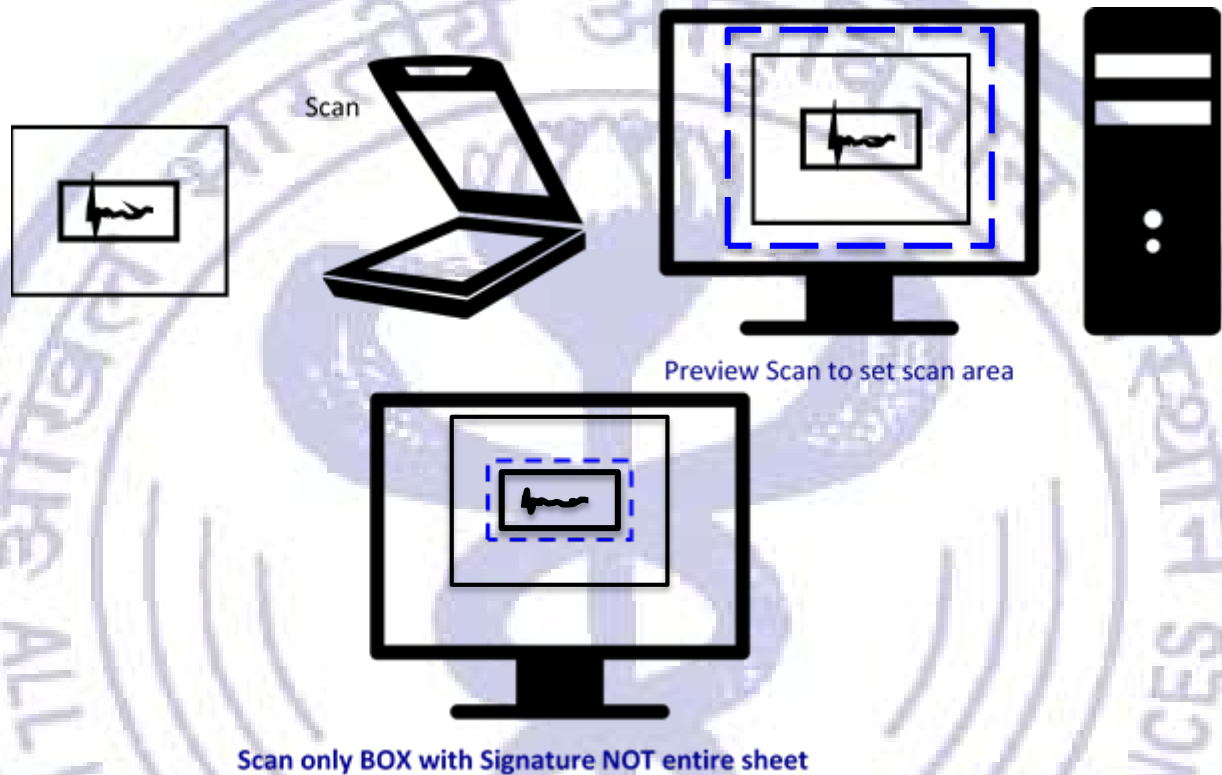
1. Clicking image of signature using a digital device.
  - a) Click the signature within the box in bright light conditions using any digital device (preferably with >5 megapixel resolution). Avoid using flash.
  - b) Check the shadow of your hands/camera/smart phone etc. does not fall on the sheet.



2. Editing digital image of the signature
  - a. Transfer the digital image to a computer/laptop.
  - b. If required, use **auto-correct** feature of image editing software so that the signature is clear against a white background.
  - c. **Crop** the image such that borders of box are reached.
  - d. **Resize** the image to 20–100 Kb (maintain aspect ratio, i.e. height and width ratio to avoid distortion of image)

## B. Scanning the signature

1. Set the scanner to 200 dpi and scan only the box with signature (DO NOT scan the whole sheet)
2. Save the scanned signature as .jpg/.jpeg/.gif/.png image.
3. Re-size the image to 20 to 100 Kb. Size of the image can be checked by right click on the image and then go to "Properties" link. ([Click here](#) to know how to resize a scanned image)



### Checklist before uploading digital of signature

1. Signature is clear and without over writing and against white background
2. Image size is between 20 to 100Kb
3. Image is in .jpg/.jpeg/.gif/.png format.
4. Image is not blurred in the process of editing.

## Instruction for preparing digital image of thumb print

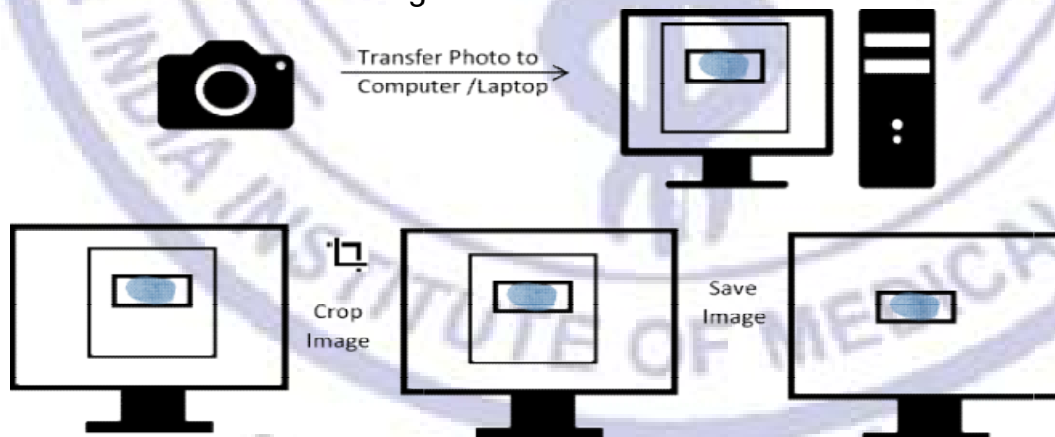
### Taking a thumb-print

1. Draw a box of 4 cm x 3 cm (width x height) on a white sheet of paper (you may draw more than 1 box to take multiple thumb print and select the best).
2. Use a fresh blue/black colour inkpad.
3. Practice on a sheet of paper to get the proper thumb-print especially the density or darkness of the colour. The impression of the print should be clear and readable; neither dark nor smudged or light.
4. Clean your hands and dry them before you begin (oil/dirt can obscure the prints)
5. Gently press your **LEFT THUMB** against the ink pad and take a horizontal print of your left thumb within the box. Do not press too much or wriggle as it may lead to smudging of print. Preferably take impression soft thumb in more than box.



### Preparing digital image of thumb-print using a digital device (camera/smart phone etc.)

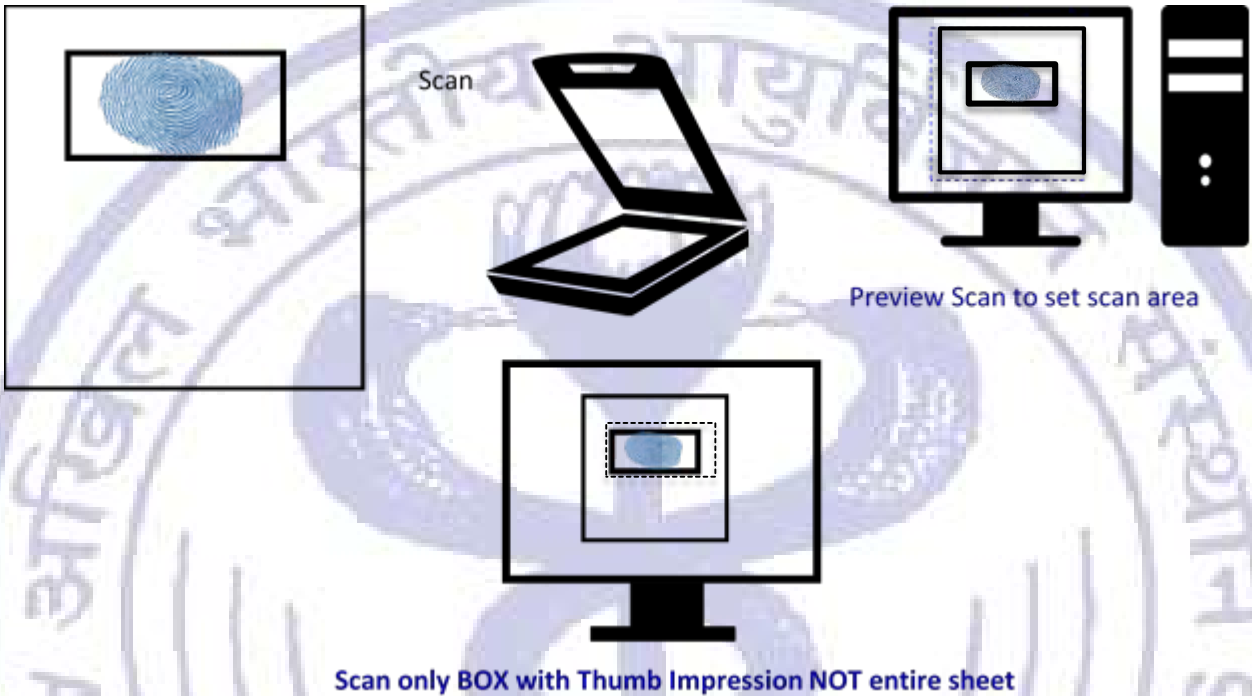
1. **Clicking image of thumb-print using a digital device.**
  - a. Click the image in **bright light conditions** using any digital device (preferably with > 5-megapixel resolution). Avoid using flash.
  - b. Check the shadow of your hands/camera/Smartphone etc. does not fall on the sheet.
  - c. Click the image and check that it is not blurred due to low light conditions or shaking of hands.



3. **Editing digital image of the thumb-print**
  - a. Transfer the digital image to a computer/laptop.
  - b. If required, use **auto-correct feature** of image editing software so that the signature is clear against a white background.
  - c. **Crop** the image such that borders of box are reached.
  - d. **Resize** the image to 20 – 100 Kb (maintain aspect ratio, i.e. height and width ratio to avoid distortion of image)

### Preparing digital image of thumb-print using a scanner

1. Set the scanner to 200 dpi and scan only the box with signature (**DO NOT** scan the whole sheet)
2. Save the scanned image of thumb-print as .jpg/.jpeg/.gif/.png image.
3. Re-size the image to 20 to 100 Kb. Size of the image can be checked by right click on the image and then go to "Properties" link. ([Click here](#) to know how to resize scanned image)













### Checklist before uploading digital image of thumb-print

1. Thumb-print and lines are clearly visible against white background
2. Image size is between 20 to 100Kb
3. Image is in .jpg/.jpeg/.gif/.png format.
4. Image is not blurred in the process of editing.



## INSTRUCTION ON ACCEPTABLE PHOTOGRAPH

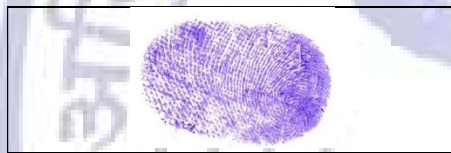
Not acceptable Photograph	Reason for Rejection	Acceptable
	<p><b>Too much glare on spectacles</b></p> <p>✗</p> <p>✓</p>	
	<p><b>Spectacle rim over eyes</b></p> <p>✗</p> <p>✓</p>	
	<p><b>Lock of hair over eyes</b></p> <p>✗</p> <p>✓</p>	
	<p><b>Not looking straight into camera</b></p> <p>✗</p> <p>✓</p>	
	<p><b>Cropped image</b></p> <p>✗</p> <p>✓</p>	

## INSTRUCTIONS FOR UPLOADING LEFT THUMB IMPRESSION

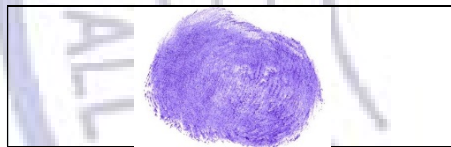
### Instructions for Thumb Print upload:

1. Draw a box of 4 cm horizontal and 3 cm vertical (4cmX3cm)
2. Left thumb impression is required. Use a blue/black ink pad for the thumb impression.
3. Put your thumb print in the box drawn on paper sheet. Do not press thumb too hard or too light. Practice on a sheet of paper beforehand so that the right amount of pressure is applied to obtain a clear impression of the lines/curves of thumb impression. Please ensure that the ink is on the entire area of the thumb required for the impression.
4. Scan the box containing the Thumb print only, not the whole sheet at 200 dpi. During scanning most software allows selection of the desired area for final scanning after initial preview & scan.
5. Save the scanned images as jpg/jpeg/gif/png as "Left Thumb Impression.jpg" or "Left Thumb Impression.jpeg" or "Left Thumb Impression.gif" or "Left Thumb Impression.png"
6. Size of the scanned image should be between a minimum of 20 KB and maximum of 100KB)

While uploading Signature during Online Registration, please refer following Not Acceptable/ Acceptable sample Signature images.



Properly uploaded Left Thumb Impression in .jpg. The Left Thumb Impression is clear and of proper size.



NOT ACCEPTABLE: Left Thumb Impression uploaded is blurred.



NOT ACCEPTABLE: Left Thumb Impression uploaded is partly obscured by too much ink.



















NOT ACCEPTABLE: Left Thumb Impression uploaded is partly cropped / not scanned completely

शरीरमाद्यं खलु धर्मसाधनम्

## INSTRUCTION FOR UPLOADING SIGNATURE

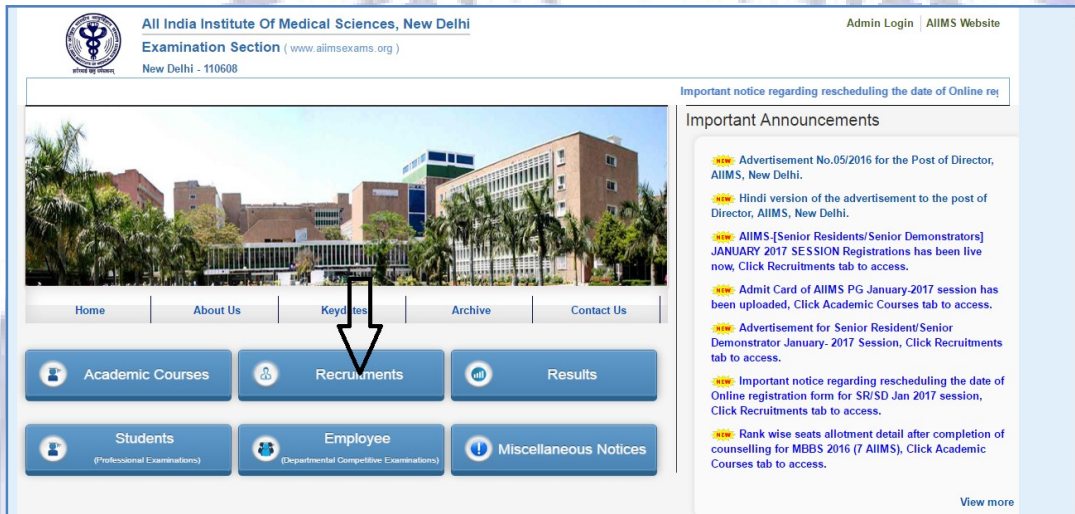
1. Draw a box of size 6 cm horizontal and 3 cm vertical (6cmX3cm)
2. Use a thick tip black/blue ink pen (preferably fountain pen)
3. Sign inside the box drawn only. Signature should be clear without overwriting
4. Scan the box containing the signature only, not the whole sheet at 200 dpi. During scanning most software allows selection of the desired area for final scanning after initial preview & scan.
5. Save the scanned images as jpg/jpeg/gif/png as "Signature.jpg" or "Signature.jpeg" or "Signature.gif" or "Signature.png"
6. Size of the scanned image should be between a minimum of 20 KB and maximum of 100KB)

		Properly uploaded signature that is in black with white background. The signature is clear and of proper size.
		NOT ACCEPTABLE: Signature uploaded is very small
		NOT ACCEPTABLE: Signature is in coloured ink
		NOT ACCEPTABLE: Signature uploaded is too light and unclear
		NOT ACCEPTABLE: Signature uploaded alongwith background
		NOT ACCEPTABLE: Signature uploaded is partly obscured by marks / sprinkled ink
		NOT ACCEPTABLE: Signature uploaded is blurred
		NOT ACCEPTABLE: Signature is cropped / not scanned properly

## Help Manual

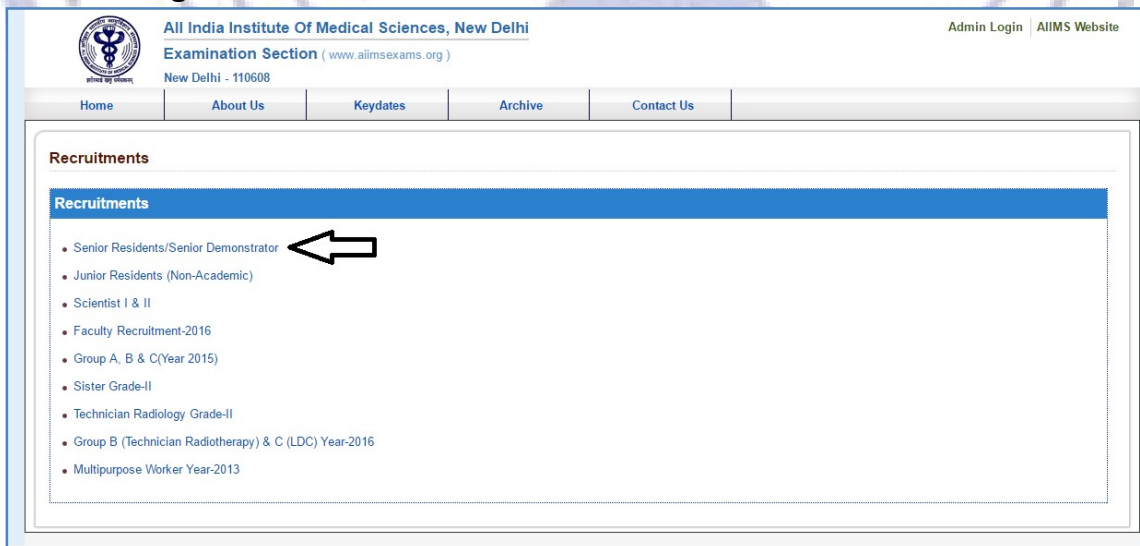
### [Important Instructions for Applicants filling Senior Residents / Senior Demonstrators JULY 2023 Online Registration Form]

- Open the website of All India Institute of Medical Sciences. The URL of the website is <http://www.aiimsexams.ac.in>
- The home page as shown below appears on the screen.



### Step 1: Registration

- After opening the website, the next step is Registration.
- By clicking on **Recruitments** Tab an Applicant can navigate to the desired course to registered him/her self.



For New Registration, click on **Click Here** button on New Registration Page.  
For already registered candidate, enter **Candidate Id**, **Password** (already sent on registered email id) and **Captcha** and then click on **Login** button.

## AIIMS-[Senior Residents / Senior Demonstrators] JANUARY 2019 SESSION

### Welcome To The Login Page

If You have already registered, then kindly enter Candidate ID & Password for login, else click on [Click Here](#) Button for login credentials.

#### New Registration

If you have read the Advertisement carefully and not registered yet, then kindly register first by clicking the button given below.

[Click Here](#)



#### Compatible Browsers

It is recommended that use Internet Explorer 9 and above, Firefox 3.5 and above and Google Chrome for best view and functionality.

#### Applicant Login

If you have already registered, then kindly enter Candidate ID & Password.

Candidate ID:

Password:

Enter Captcha:

5 1 8 9



Type the characters shown in the picture

[Login](#)

[Forgot your login details?](#)

#### Important Announcement

Applicant must ensure that their mobile number is not registered with DND (Do Not Disturb) service. Applicant must check his/her Email Inbox, Junk mail and Spam) after registration.

शरीरमाद्यं खलु धर्मसाधनम्

## Instructions Page

Once clicked for New Registration the applicant will be directed to Instructions Page. All Applicants are advised to read the instructions carefully before proceeding for Registration. The steps of Registration process will guide you in completing the Registration process.

All India Institute Of Medical Sciences  
Helpline No.: 8510010247, 9582949110

General Links: I

- Home
- Notification
- Advertisement
- Corrigendum/Addendum
- Schedule
- Eligibility and Seat
- Registration/Login
- Help Manual

1 Registration 2 Qualification & Address Details 3 Experience Details 4 Make Payment 5 City Choice 6 Upload Images 7 Print Registration Form

### Instructions for Registration

- Online Registration is a 7 Step process. All Seven (7) Steps of Online Registration Process should be completed before closing date as per the Advertisement. To avoid last day rush and disappointment, it is advisable to complete online registration well before closing date. Incomplete application form or with wrong or deliberately concealed information is liable to be straight away rejected without any intimation.
- Before proceeding to register for AIIMS Senior Residents/ Senior Demonstrators January-2017 Session you must ensure that you have read and understood the eligibility criteria of AIIMS Senior Residents/ Senior Demonstrators January-2017 Session as your form can be rejected at any stage due to ineligibility.

**Step 1. Registration:** Applicant should fill correct basic details like Full Name, DOB, Category, Gender, Email, Contact No. etc. subsequently to get Login credentials.

- After completion of 1st Step of Registration, Applicant will get SMS and Email intimating about Login Credentials (If SMS or Email is not received, Call Helpline immediately).
- Login with the credentials provided and change password on first time login. Password length should be between 6-10 characters. Please remember your password and do not share it with others.
- After completion of 1st step of Registration process, My Page will be generated for each applicant bearing his/her entire information as filled by him/her. My Page will provide information regarding Due Steps, those should be completed before closing date, Admit Card & Result.

**Step 2. Qualification & Address details:** Fill correct Qualification & Address details like Qualifying Examination Name, Status etc. and also fill Address details.

**Step 3. Experience Details:** Fill Experience Details like Organisation Name, Designation, Start Date etc. as applicable.

**Step 4. Fee Payment:** Payment of Registration Fee can be done online through Debit card/Credit card and Net Banking.

- After successful payment of registration fee, take printout of payment receipt bearing Unique Registration Number which can be used for future correspondence.

**Step 5. City Choice:** Select Examination City from available City list carefully. City availability list shows the real time status of seats in a city. City once selected cannot be changed later.

**Step 6. Upload Images:** Applicant is required to upload a recently taken digital/scanned Photograph, Signature and Thumb Impression in JPG/ JPEG format. The digital size of the Photograph file must be between 50 KB-100 KB and digital size of Signature and Left Thumb Impression file must be between 10 KB-50 KB, failing which applicant will not be able to upload images and complete registration process. The photograph to be uploaded must be taken within 6 months from on-line registration opening date.

**Step 7. Print Registration Form:** Applicant must take print of registration form and must check all information filled in the registration form carefully before final submission of registration form. After submission of Registration form no request for correction/changes will be entertained. Taking print of Registration form is essential.

- Applicant need not to send hardcopy of registration Form or any other document to Exam Section, AIIMS. Always keep Registration form and payment receipt with you for future references.
- No written acknowledgement will be issued for the receipt of the application. However, the applicant can verify Registration completion status on [www.aiimsexams.org](http://www.aiimsexams.org) after submission by login. If you see any discrepancy, call us on Helpline No. 8510010247, 9582949110

### Steps of Registration Process

AIIMS Recruitment Login Page

User

New User

Existing User

1. Register for Login Credentials i.e. Candidate ID and password
2. Qualification & Address Details
3. Experience Details
4. Fee Payment
5. City Choice
6. Upload Images
7. Print Registration Form

1.1 Login with Credentials provided on Email

1.2 Recover Password

Proceed

Copyright © All India Institute of Medical Sciences, New Delhi. All Rights Reserved

After reading the instructions, click on **Proceed** button.

## Registration Form

On clicking the “Proceed” button Next page shown will be the **New Candidate Registration Form**. (All #marked fields are optional).

All India Institute Of Medical Sciences

Helpline No.: 8510010247, 9582949110

General Links..!

Home

Notification

Advertisement

Corrigendum/Addendum

Schedule

Eligibility and Seat

Registration/Login

Help Manual

1 Registration 2 Qualification & Address Details 3 Experience Details 4 Make Payment 5 City Choice 6 Upload Images 7 Print Registration Form

Before proceeding to fill the registration form, please ensure that you have the following information ready at hand:

- Valid E-mail ID and Mobile phone number (These are essential for registration and subsequent communication).
- Credit Card/Debit Card/Netbanking facility.
- Personal details
- Valid Photo ID (as mentioned in the Advertisement/Instructions): This ID (in original) is required to be produced on the day of examination.
- Scanned/digital image of recent colour passport size photograph with white background (read Advertisement/Instructions for detail)
- Image of signature (read Advertisement/Instructions for details)
- Image of thumb impression (read Advertisement/Instructions for details)

If applicable,

- Mark-sheet/Admit Card of Class 12/Class 10 (Board Exams)
- Category Certificate
- Disability certificate

Proceed

Read the Declaration of Eligibility carefully and give consent on it before submitting the form. After filling the required information click on “Register” button. On successful registration a message will appear on screen containing ‘**Candidate ID**’ and ‘**Password**’. An **Email and SMS** will also be sent to registered **E-mail Id and mobile number** having Login Credentials i.e. **Candidate ID and password**. Please note this candidate id for future references.

### b) Change Password

Login with the provided login Credentials i.e. **Candidate Id and Password** and correct **Captcha**. On first time login, candidate has to change password Change Password through **Change Password** page. **Re-login** with the new changed password to complete due steps of Registration Process.

Logout My Page



General Links

- Home
- Change Password
- Notification
- Advertisement
- Corrigendum/Addendum
- Introduction
- Upload Image Instructions
- Registration/Log In
- Help Manual

1 Registration 2 Qualification & Address Details 3 Experience Details 4 Make Payment 5 City Choice 6 Upload Images 7 Print Registration Form

Change Password

Old password

New password

Confirm New password

Update Reset





## C) Candidate Information Page

After re-login the next page appears will page will show the **all Six (7) steps of Registration Process**. First step is new candidate **Registration for SENIOR RESIDENTS / SENIOR DEMONSTRATORS**.

**The color of the Number of the Step in Navigation Bar will change from Red to yellow as the steps get completed and candidate can jump/go to any steps among the completed steps at any time.**

All India Institute Of Medical Sciences

Welcome TEST Candidate ID: 1800419

Color will change from red to yellow as a step of registration gets completed

1 2 3 4 5 6 7

Registration Qualification & Address Details Experience Details Make Payment City Choice Upload Images Print Registration Form

### Personal Details

Candidate ID:	071 000429	Group:	Anesthesiology
Full Name:	TEGF		
Father's Name:	TEGF	Mother's Name:	TEGF
Date of Birth:	22 Jun 1998	Gender:	Male
Category:	General	Nationality:	INDIAN
Persons with Disability:	No	State of domicile:	Jharkhand
ID Proof:	Aadhar Card	IPIN:	city/ajgm
Place of Issue:	INDIA	Issue Date:	NA
Valid Till:	NA		

### Contact Details

Email ID:	progainis@gmail.com	Mobile No.:	9346714382
Airtel Number:	No		

### Live Steps

Qualification & Address Details	Incomplete
Experience Details	Incomplete
Make Payment	Incomplete
City Choice	Incomplete
Upload Images	Incomplete
Print Registration Form	Incomplete

Edit Proceed

## d) Edit Information Page

Candidate should re-check the filled in information, in case there is some error in the information filled in the form Candidate can edit some information by clicking on **Edit Button**. It will redirect candidate to **Registration page** where some information can be edited.

All India Institute Of Medical Sciences

Welcome: TFSST Candidate ID: 171160428 Helpline No.: 05100102-17, 8602949114

1 Registration 2 Qualification & Address Details 3 Experience Details 4 Make Payment 5 City Chosen 6 Upload Images 7 Print Registration Form

**Personal Details**

Candidate ID:	ST1-090428	Group:	Anesthesiology
Full Name:	TFSST		
Father's Name:	TCSF	Mother's Name:	TCSF
Date of Birth:	22 Jun 1998	Gender:	Male
Category:	General	Nationality:	INDIAN
Persons with Disability:	No	State of Domicile:	Jharkhand
ID Proof:	Ashur Card	DOB:	22/06/1998
Place of Issue:	INDIA	Issue Date:	NA
Validity:	NA		

**Contact Details**

Email ID:	progaimis@gmail.com	Mobile No.:	9349714382
Alternate Number:	No		

**Done Steps**

<input checked="" type="checkbox"/>	Qualification & Address Details	Incomplete
<input checked="" type="checkbox"/>	Experience Details	Incomplete
<input checked="" type="checkbox"/>	Make Payment	Incomplete
<input checked="" type="checkbox"/>	City Chosen	Incomplete
<input checked="" type="checkbox"/>	Upload Images	Incomplete
<input checked="" type="checkbox"/>	Print Registration Form	Incomplete

After Click On save and proceed button, Candidate will Land to Qualification Details Page.

## Step 2: Qualification details

After first step of registration process is completed, the next step is to fill **Qualification Details**. Candidate should fill all the information asked for regarding Qualifying Examination, Internship and Medical Registration and then click on **Save and Proceed** button.

The screenshot displays the registration portal for the All India Institute of Medical Sciences. The user is logged in as 'R' with Candidate ID: 5711000072. The portal shows a progress bar with seven steps: 1. Registration, 2. Qualification & Address Details (current step), 3. Experience Details, 4. Make Payment, 5. City Choice, 6. Upload Images, and 7. Print Registration Form.

**Qualification & Address Details**

**Undergraduate Degree :**

Degree : MBBS  
Date of Passing : 10/03/2010  
Institute / College Name : fj  
University Name : fg

**Medical Registration Details :**

Registering Authority (MCI / State Council / DCI) : MCI  
Registration Date : 09/07/2015  
Registration No : 785241

**Qualifying Exam Details :**

Qualifying Examination I : 01 - Degree of MD  
Subject / Discipline : rg  
Institute / College Name : dfbg  
University Name : bdfbgd  
Exam Status :  Passed  Appeared / Appearing  
Date of Passing : 02/03/2016

Do you have any additional qualification:  Yes  No

**Address Details:**  (Check here if Correspondence Address is same as filled Permanent Address)

(A) Permanent Address	(B) Correspondence Address
Address Line 1: DD	Address Line 1: DD
Address Line 2 #: DFDF	Address Line 2 #: DFDF
Address Line 3 #: VDSVS	Address Line 3 #: VDSVS
Country: India	Country: India
State: Bihar	State: Bihar
City: Nalanda	City: Nalanda
Pin Code: 805105	Pin Code: 805105

Buttons: Save & Exit, Save & Proceed (highlighted with an arrow)

Copyright © All India Institute of Medical Sciences, New Delhi. All rights Reserved

### Step3: Experience Details

After fill the Qualification Details, next step is **Experience Details**. Candidate has to fill requirement details related to Experience as desired according to the course applied for than **Add** it and proceed further.

The screenshot displays the registration portal for the All India Institute of Medical Sciences. The user is logged in as 'R' with Candidate ID: 5711000072. The Helpline No. is 8510010247, 9582949110. The navigation bar shows seven steps: 1. Registration, 2. Qualification & Address Details, 3. Experience Details (current step), 4. Make Payment, 5. City Choice, 6. Upload Images, and 7. Print Registration Form. The Experience Details section includes a form with a radio button for 'Do you have experience?' (Yes selected), a table for adding experience entries, and buttons for 'Add', 'Save & Exit', and 'Save & Proceed'. A large arrow points to the 'Save & Proceed' button.

1 Registration 2 Qualification & Address Details 3 Experience Details 4 Make Payment 5 City Choice 6 Upload Images 7 Print Registration Form

Experience Details

Do you have experience:  Yes  No

Institute/Hospital Name	Position Held	Nature Of Duties	Start Date	End Date	
sdd	gfg	bgfmbgfh	09/04/2014	10/08/2016	

Add

Save & Exit Save & Proceed

Copyright © All India Institute of Medical Sciences, New Delhi. All rights Reserved

## Step 4: Make Payment

After Centre Choice, candidates can choose the payment option to pay registration Fee.


### Online Payment

For **Online Payment**, candidate should click on **Online Payment** button and it will direct candidate to the **Bank's Payment Gateway** to make payment through **Credit/Debit Card/Net Banking**. Fill all the required details and click on **Pay** button.

The screenshot displays the AIIMS registration portal. At the top, it says "All India Institute Of Medical Sciences" and "Welcome: R Candidate ID: 5711000072". A navigation bar shows seven steps: 1. Registration, 2. Qualification & Address Details, 3. Experience Details, 4. Make Payment (highlighted), 5. City Choice, 6. Upload Images, and 7. Print Registration Form. Below this, there's a "Candidate Details" section with a table:

Name	Candidate ID	Amount	Proceed for Payment
R	5711000072	1000	<a href="#">Online Payment</a>

Below the table, there's a link: "Check City Choice Status : [Click here](#)". An arrow points to the "Online Payment" button in the table. The footer of the page reads "Copyright © All India Institute of Medical Sciences, New Delhi. All rights Reserved".


**भारतीय स्टेट बैंक**  
**State Bank of India**  
*With you - all the way*

**Welcome to State Bank of India's Secure Payment Gateway**

Dear Customer,  
SBI Payment Gateway will secure your payment to **AIIMS**.

Select the type of card\*


Card Number \*   
(Please enter your card number without any spaces)


Expiry Date \*    
(Please enter expiry date provided on your card)

CVV2 / CVC2 / CVD2 Number \*   
(CVV2/CVC2 / CVD2 is the three digit security code printed on the back of card)

Name on Card

Purchase Amount **INR 1**





Word Verification \*   
Type the characters you see in the picture below  


  
3 Digit Card Verification Number

AFTER PRESSING PAY, KINDLY DO NOT REFRESH AND DO NOT PRESS THE BACK BUTTON.

ALL INTERNET BASED TRANSACTIONS USING STATE BANK DEBIT CARDS WOULD NEED A 3D SECURE PASSWORD.

---

A service brought to you by State Bank of India

**Note:** This page will expire in 10 minutes and if you fail to complete the transaction in 10 minutes you will be redirected to the order page of AIIMS  
If you wish to discontinue with the order, request you to click on Cancel button, you will be redirected to the order page of AIIMS.

Candidate should enter the information asked for to pass through on line mode and click on **PAY** button.

शरीरमाद्यं खलु धर्मसाधनम्

Candidate must remember to take printout of Payment Receipt as a proof of payment by clicking on **Print** button

1 Registration 2 Qualification & Address Details 3 Experience Details 4 Make Payment 5 City Choice 6 Upload Images 7 Print Registration Form

Payment Receipt - AIIMS-[Senior Residents / Senior Demonstrators] JANUARY 2017 SESSION

Candidate ID:	5711000072	Registration No:	57000015
Candidate Name:	R	Group :	Medical Oncology
Date of Birth:	13/07/1991	Disability Status:	Yes
Gender:	Male	Category:	SC

Amount: Rs. 0

Mode of Payment:	Online	Date:	26/10/2016
Transaction ID:	0	Status:	Exempted

Print Proceed

शरीरमाद्यं खलु धर्मसाधनम्

## Step 5: City Choice

The third step is **Centre Choice**. After filling qualification details candidate will be directed to **Centre Choice Page**. Candidate can choose his/her centre **on first come first serve basis** from the centre availability list (centre availability list shows the real time status of seats in a city).

**The allocation of centre is subject to the payment confirmation.** The centre allocation will be done on First Come First Serve basis; however, AIIMS decision regarding the centre allocation will be final and cannot be challenged at any stage. Candidate can choose the payment option to make registration fee payment at centre choice page.

All India Institute Of Medical Sciences

Welcome: R Candidate ID: 5711000072 Helpline No: 8510010247, 9582949110

Logout My Page

1 Registration 2 Qualification & Address Details 3 Experience Details 4 Make Payment 5 City Choice 6 Upload Images 7 Print Registration Form

City Choice

Select State: Delhi/NCR

Sr.No	City	Select
1	Delhi/NCR	<input type="radio"/>

Save & Exit Save & Proceed

Note: AIIMS will make all efforts to ensure that the candidate is allotted a centre in the city chosen by the applicant, due to circumstances such as lack of sufficient number of candidates, logistic, administrative and other reasons, an Examination Centre in another city may be allotted finally. Applicants are therefore required to be prepared to appear for the examination in the Examination Centre allotted to them.

Copyright © All India Institute of Medical Sciences, New Delhi. All rights Reserved.

Click on **Proceed** button for payment of Registration Fee.



## Step 6: Upload Images

After Successful Payment Confirmation, Candidate needs to upload their latest passport size Photograph, Signature and Thumb Impression. The supported digital image format includes gif, png, jpg/jpeg.

### Upload Images

Welcome: R Candidate ID: 5711000072 Helpline No.: 8510010247, 9582949110

Logout My Page

1 Registration 2 Qualification & Address Details 3 Experience Details 4 Make Payment 5 City Choice 6 Upload Images 7 Print Registration Form

**Upload Photo** Photograph once uploaded cannot be changed, unless rejected by AIIMS.

Choose file | No file chosen

- The uploaded photograph is not more than six months old.
- Background colour of photograph is white.
- Photograph is not blurred.
- Photograph size is as per instructions.
- This Photograph is mine.

Accept

Instructions for photo upload:

1. Draw a box of 3.5 cm horizontal and 4.5 cm vertical size. (3.5cmX 4.5cm)
2. Paste the photo in the box drawn. The photo should have white background and should be taken professionally, so that it may not blur while enlarging it. Photograph must be clicked within six months from online Registration opening date. The Photograph should fill the entire box.
3. Scan the box only containing the photo pasted not the whole sheet at 200 dpi. During scanning most software allows selection of the desired area for final scanning after initial preview & scan.
4. Save the scanned images as .jpg/.jpeg/.gif/png as "Photograph.jpg" or "Photograph.jpeg" or "Photograph.gif" or "Photograph.png"
5. Size of the scanned image should be between a minimum of 50 KB and maximum of 100 KB)

**Upload Signature** Signature once uploaded cannot be changed, unless rejected by AIIMS.

Choose file | No file chosen

- Background colour of signature is white.
- Signature is not blurred.
- Signature size is as per instructions.
- This Signature is mine.

Accept

Instructions for Signature upload:

1. Draw a box of 6\*3 cm (width\*height) on a white paper sheet.
2. Take a thick tip black/blue ink pen (preferably fountain pen).
3. The applicant has to put his/her signature in full in the box drawn.
4. Following kind of signatures are NOT acceptable:
  - Signature containing Initials only
  - Signature in CAPITAL LETTERS
  - Signature with overwriting.

1. Draw a box of size 6 cm horizontal and 3 cm vertical (6cmX 3cm)

1. Use a thick tip black/blue ink pen (preferably fountain pen)
2. Sign inside the box drawn only. Signature should be clear without overwriting
3. Scan the box containing the signature only, not the whole sheet at 200 dpi. During scanning most software allows selection of the desired area for final scanning after initial preview & scan.
4. Save the scanned images as .jpg/.jpeg/.gif/png as "Signature.jpg" or "Signature.jpeg" or "Signature.gif" or "Signature.png"
5. Size of the scanned image should be between a minimum of 10 KB and maximum of 50 KB)

**Upload Left Thumb Impression** Left Thumb Impression once uploaded cannot be changed, unless rejected by AIIMS.

Choose file | No file chosen

- Background colour of Thumb Impression is white.
- Thumb Impression is not blurred and lines are clearly visible.
- Thumb Impression size is as per instructions.
- This Thumb Impression is mine.

Accept

Instructions for Thumb Print upload:

1. Draw a box of 4 cm horizontal and 3 cm vertical (4cmX 3cm).
2. Left thumb impression is required. Use a blue/black ink pad for the thumb impression.
3. Put your thumb print in the box drawn on paper sheet. Do not press thumb too hard or too light. Practice on a sheet of paper before hand so that the right amount of pressure is applied to obtain a clear impression of the lines/curves of thumb impression. Please ensure that the ink is on the entire area of the thumb required for the impression.
4. Scan the box containing the Thumb print only, not the whole sheet at 200 dpi. During scanning most software allows selection of the desired area for final scanning after initial preview & scan.
5. Save the scanned images as .jpg/.jpeg/.gif/png as "Left Thumb Impression.jpg" or "Left Thumb Impression.jpeg" or "Left Thumb Impression.gif" or "Left Thumb Impression.png"
6. Size of the scanned image should be between a minimum of 10 KB and maximum of 50 KB)

**DECLARATION:** I hereby declare that the information furnished by me in the Registration/Application Form is correct and nothing has been concealed. In case any information furnished by me is found to be false/incorrect/untrue then I shall be liable to civil/criminal prosecution and my claim to admission/appointment/registration/ service in the Institute may be cancelled/terminated.

Save & Exit Save & Proceed

Copyright © All India Institute of Medical Sciences, New Delhi. All rights Reserved

First read the instructions given regarding **Photo, Signature and Thumb Impression** upload. To upload image click **Choose File button** and browse to path where the image is stored. You can see the preview of the uploaded images. Please refer to **Sample Images** provided on the page, if you are satisfied with the preview of images, click on **Accept** button else try again to upload the images. After uploading all three required images, give consent on the declaration and click on **Save & Proceed** button.

## Step 7: Print Registration Form

The sixth and the Last Step is **Registration Form** generation. Candidate must take print of Registration form once all steps of registration are completed. Click on **Submit** button and take printout of Registration Slip.

Registration form contains all the details provided by candidate during on line registration i.e. Personal Details, Qualification Details, City chosen, Payment details and Uploaded Images etc.



**All India Institute of Medical Sciences**  
 Ansari Nagar, New Delhi - 110068  
 AIIMS-[Senior Residents / Senior Demonstrators] JANUARY 2017 SESSION

**Registration Form - AIIMS [Senior Residents / Senior Demonstrators] JANUARY 2017 SESSION**

Candidate Profile		Candidate ID: 5711000072	Registration No: 57000015	Registration Date: 26/10/2016	
Candidate Name: R		Date of Birth: 13 Jul 1991			
Gender: Male		Category: SC			
Father's Name: B		Mother's Name: B			
Persons with Disability Status: Yes		Disability %: 70			
Nationality: INDIAN		State of Domicile: Bihar			
Group Applied For : Medical Oncology		Do you have DM/MCH Degree: No			
Are you a Ex-Service men : No					
<b>Contact Details</b>					
Address for Permanent: DD, DFDF, VDSVS, Nalanda, Bihar, India, 805105			Correspondence Address: DD, DFDF, VDSVS, Nalanda, Bihar, India, 805105		
Mobile No: 1. 9891163549 , 2. Alternate-MobileNo 7827273403			E-Mail ID: rk.nysa@gmail.com		
<b>Qualification Details :</b>					
S. No.	Level	Name of Degree	Institution	University	Date of Passing
1	Undergraduate	MBBS	fg	rj	10/03/2010
2	Qualifying Exam I	Degree of MD	bdfbgd	dfbg	02/03/2016
3	Qualifying Exam II	NA	NA	NA	01/01/1900
4	Additional	NA	NA	NA	01/01/1900
<b>Medical Registration Details :</b>					
Registering Authority: MCI		State: NA	Reg No: 785241	Reg. Date: 09/07/2015	
<b>Valid Photo Identity (To be presented in original at the Examination Center along with Admit Card)</b>					
ID Proof: PAN Card	ID No: 78945612323	Place of Issue: INDIA	Issue Date: NA	Valid Till: NA	
<b>Payment Details</b>					
Mode: Exempted	Date: 26/10/2016	Transaction ID: 0	Amount: 0		
Do you have experience : Yes					
Organisation Name	Designation	Start Date	End Date		
sdd	gfg	09 Apr 2014	10 Aug 2016		
<b>Examination City Opted: Delhi/NCR</b>					
<small>UNDERTAKING/DECLARATION: I hereby declare that the information furnished by me in the Registration/Application Form is correct and nothing has been concealed. In case any information furnished by me is found to be false/incorrect/untrue than I shall be liable to civil/criminal prosecution and my claim to admission/appointment/registration/ service in the Institute may be cancelled/terminated.</small>					
 Signature of Candidate		 Thumb of Candidate			
<a href="#">Back</a>		<a href="#">Submit</a>			

+

शरीरमाद्यं खलु धर्मसाधनम्




Check all the details in **Registration Form** carefully, if some entered information is to be corrected/ edited then click on edit button, do the necessary corrections and then click on **Final Submit button**.



**All India Institute of Medical Sciences**  
 Ansari Nagar, New Delhi - 110068  
 AIIMS-[Senior Residents / Senior Demonstrators] JANUARY 2017 SESSION  
 Registration Form - AIIMS-[Senior Residents / Senior Demonstrators] JANUARY 2017 SESSION

<b>Candidate Profile</b>		<b>Candidate ID:</b> 5711000072	<b>Registration No:</b> 57000015	<b>Registration Date:</b> 26/10/2016	
Candidate Name: R		Date of Birth: 13 Jul 1991			
Gender: Male		Category: SC			
Father's Name: B		Mother's Name: B			
Persons with Disability Status: Yes		Disability %: 70			
Nationality: INDIAN		State of Domicile: Bihar			
Group Applied For : Medical Oncology		Do you have DM/MCH Degree: No			
Are you a Ex-Service men : No					
<b>Contact Details</b>					
Address for Permanent: DD, DDFD, VDSVS, Nalanda, Bihar, India, 805105			Correspondence Address: DD, DDFD, VDSVS, Nalanda, Bihar, India, 805105		
Mobile No: 1. 9891163549 , 2. Alternate-MobileNo 7827273403			E-Mail ID: rk.nysa@gmail.com		
<b>Qualification Details :</b>					
S. No.	Level	Name of Degree	Institution	University	Date of Passing
1	Undergraduate	MBBS	fg	rj	10/03/2010
2	Qualifying Exam I	Degree of MD	bdfbgd	dfbg	02/03/2016
3	Qualifying Exam II	NA	NA	NA	01/01/1900
4	Additional	NA	NA	NA	01/01/1900
<b>Medical Registration Details :</b>					
Registering Authority: MCI		State: NA	Reg No: 785241	Reg. Date: 09/07/2015	
<b>Valid Photo Identity (To be presented in original at the Examination Center along with Admit Card)</b>					
ID Proof: PAN Card	ID No: 78945612323	Place of Issue: INDIA	Issue Date: NA	Valid Till: NA	
<b>Payment Details</b>					
Mode: Exempted	Date: 26/10/2016	Transaction ID: 0	Amount: 0		
Do you have experience : Yes					
<b>Organisation Name</b>		<b>Designation</b>	<b>Start Date</b>	<b>End Date</b>	
sdd		gfg	09 Apr 2014	10 Aug 2016	
<b>Examination City Opted: Delhi/NCR</b>					
<p><b>UNDERTAKING/DECLARATION:</b> I hereby declare that the information furnished by me in the Registration/Application Form is correct and nothing has been concealed. In case any information furnished by me is found to be false/incorrect/untrue than I shall be liable to civil/criminal prosecution and my claim to admission/appointment/registration/ service in the Institute may be cancelled/terminated.</p>					
 Signature of Candidate		 Thumb of Candidate			
<input type="button" value="Back"/>		<input type="button" value="Submit"/>			

**All India Institute of Medical Sciences**  
 Ansari Nagar, New Delhi - 110008  
 AIIMS-[Senior Residents / Senior Demonstrators] JANUARY 2017 SESSION  
 Registration Form - AIIMS-[Senior Residents / Senior Demonstrators] JANUARY 2017 SESSION

<b>Candidate Profile</b>		<b>Candidate ID:</b> 5711000072	<b>Registration No:</b> 57000015	<b>Registration Date:</b> 26/10/2016	
Candidate Name: R		Date of Birth: 13 Jul 1991			
Gender: Male		Category: SC			
Father's Name: B		Mother's Name: B			
Persons with Disability Status: Yes		Disability %: 70			
Nationality: INDIAN		State of Domicile: Bihar			
Group Applied For : Medical Oncology		Do you have DM/MCH Degree: No			
Are you a Ex-Service men : No					
<b>Contact Details</b>					
Address for Permanent: DD, DDFD, VDSVS, Nalanda, Bihar, India, 805105			Correspondence Address: DD, DDFD, VDSVS, Nalanda, Bihar, India, 805105		
Mobile No: 1. 9891163549 . 2. Alternate-MobileNo 7827273403			E-Mail ID: rk.nysa@gmail.com		
<b>Qualification Details :</b>					
S. No.	Level	Name of Degree	Institution	University	Date of Passing
1	Undergraduate	MBBS	fg	rj	10/03/2010
2	Qualifying Exam I	Degree of MD	bdfbgd	dfbg	02/03/2016
3	Qualifying Exam II	NA	NA	NA	01/01/1900
4	Additional	NA	NA	NA	01/01/1900
<b>Medical Registration Details :</b>					
Registering Authority: MCI		State: NA	Reg No: 785241	Reg. Date: 09/07/2015	
<b>Valid Photo Identity (To be presented in original at the Examination Center along with Admit Card)</b>					
ID Proof: PAN Card	ID No: 78945612323	Place of Issue: INDIA	Issue Date: NA	Valid Till: NA	
<b>Payment Details</b>					
Mode: Exempted	Date: 26/10/2016	Transaction ID: 0	Amount: 0		
Do you have experience : Yes					
Organisation Name	Designation	Start Date	End Date		
sdd	gfg	09 Apr 2014	10 Aug 2016		
<b>Examination City Opted: Delhi/NCR</b>					
<p><small>UNDERTAKING/DECLARATION: I hereby declare that the information furnished by me in the Registration/Application Form is correct and nothing has been concealed. In case any information furnished by me is found to be false/incorrect/untrue than I shall be liable to civil/criminal prosecution and my claim to admission/appointment/registration/ service in the Institute may be cancelled/terminated.</small></p>					
 Signature of Candidate		 Thumb of Candidate			
<a href="#">Back</a>		<a href="#">Submit</a>		<a href="#">Final Submit</a>	

Take the print of the Registration Form after final submission of form. Candidate can take the print out of the **Registration Form** by clicking on **Print** button.

After clicking Final Submit button, color of navigation bar of all the steps of registration process will change to **Yellow from Red**.

## AIIMS-[Senior Residents / Senior Demonstrators] JANUARY 2019 SESSION

### Welcome To The Login Page

If You have already registered, then kindly enter Candidate ID & Password for login, else click on [Click Here](#) Button for login credentials.

#### New Registration

If you have read the Advertisement carefully and not registered yet, then kindly register first by clicking the button given below.

[Click Here](#)



#### Compatible Browsers

It is recommended that use Internet Explorer 9 and above, Firefox 3.5 and above and Google Chrome for best view and functionality.

#### Applicant Login

If you have already registered, then kindly enter Candidate ID & Password.

Candidate ID:

Password:

Enter Captcha:

5 1 8 9



Type the characters shown in the picture

[Login](#)

[Forgot your login details?](#)

#### Important Announcement

After completing all 7 steps of registration process, candidate will be registered successfully and can navigate to any completed step through **Navigation Buttons** available on top of the page.

**Candidate must Logout after registration is done successfully.**

शरीरमाद्यं खलु धर्मसाधनम्

**Note:-**

- The information will appear in the website strictly as per time schedule laid down in the prospectus. Telephonic queries / written requests prior to the scheduled date mentioned in the prospectus regarding receipt of application, acceptance, hoisting of admit cards etc. will not be entertained.

**For enquiries relating to Recruitment Test please contact:**

**Assistant Controller (Exams)**

**Examination Section**

**All India Institute of Medical Sciences (AIIMS)**

**Ansari Nagar, New Delhi -110 608**

**Fax: 011 2658 8789, Click on “Raise a Query” Link available on your my page by login with your credentials.**

***(Timings 09:30 AM to 06:00 PM – Monday to Saturday)***

**Toll Free Number 1800117898**

**DISCLAIMER**

The purpose of this Prospectus is to provide general information about the contents of the course; hence, the contents of this Prospectus are just for information purpose only. Any information or opinion contained herein are based on information obtained from other sources believed to be reliable but which have not been independently verified. While, all efforts are made to ensure the correctness of the information provided herein. However, we recommend that you always call to check before making any commitments.