


User Manual

for

Andhra Pradesh Diploma in Elementary Education Common Entrance Test (AP DEECET- 2025)



Directorate of School Education



Table of Contents

- 1. Getting Started 3
 - 1.1. Access to Website..... 3
- 2. Creation of Account or Log In..... 4
- 3. Navigation Tips 5
 - 3.1 Login 5
 - 3.2 View / Edit Profile 6
 - 3.3 Print Services..... 8

1. Getting Started

1.1. Access to Website

To access the Andhra Pradesh Diploma in Elementary Education Common Entrance Test (DEECET) website, follow these simple steps:

- 1. Open a Web Browser:** Ensure Applicants are using a compatible and up-to-date web browser for the best experience. The website is optimized for modern browsers, including Google Chrome, Mozilla Firefox, and Microsoft Edge. Mobile-friendly support is also available for those accessing from a smartphone or tablet.
- 2. Enter the Website URL:** In the browser's address bar, type the official website URL: [<https://apdeecet.apcfs.in/>]. (Fig 1.1)

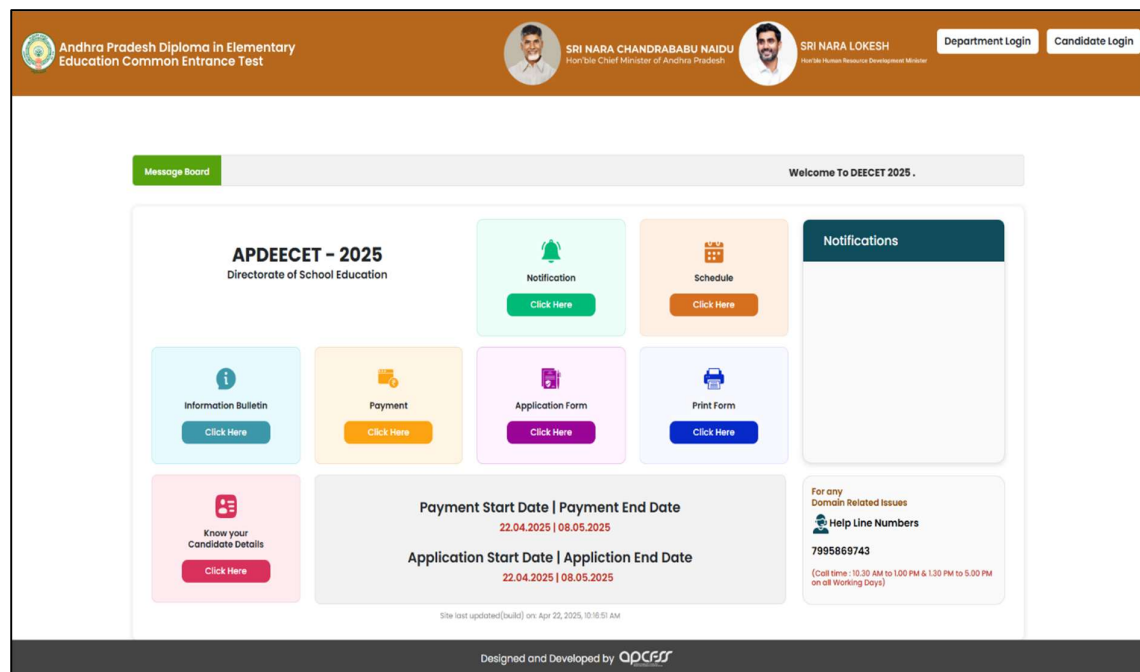


Fig:1.1

2. Creation of Account or Log In

- For **'New Users'**: Click on the **'Payment'** option on the homepage to create a new account. (Fig:2.1)

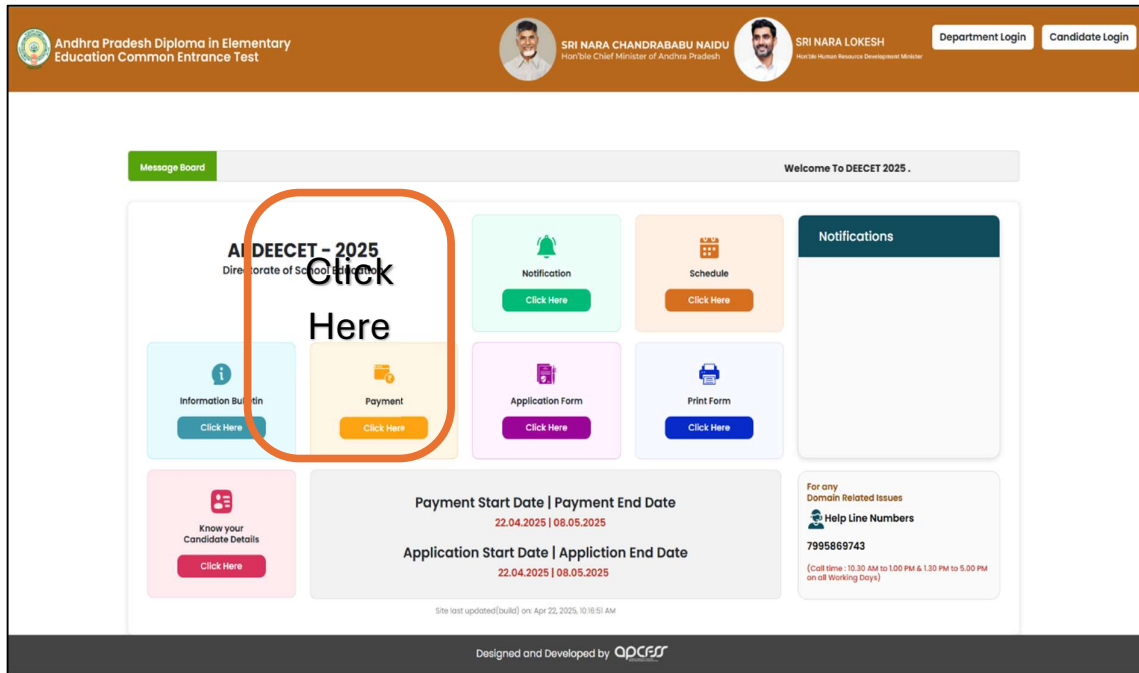


Fig:2.1

- To receive your login credentials, please provide your Aadhaar and mobile number. Kindly ensure your name is entered exactly as it appears on your Aadhaar.

Fig:2.2

- After entering your details, agree to the Terms & Conditions, then preview the form and confirm using the OTP. (Fig:2.2)
- You can also Click on [Information Bulletin](#) related to the examination.
- Once confirmed, you will be redirected to the payment gateway to complete the payment.
- You will receive '**Candidate ID**' which will be used to login to the profile and to provide your details. Therefore, download or take a screenshot for future reference. (Fig:2.3)

✓ **Payment Successful!**

| | |
|----------------|--------------|
| Candidate ID | XXXXX |
| Candidate Name | XXXXX |
| Dob | 03-09-1996 |
| Mobile | XXXXXXXX |
| Candidate Uid | XXXXXXXXXXXX |
| Transaction Id | TEE25400067 |
| Paid Amount | 2 |
| Paid Date | 21-04-2025 |
| Payment Status | success |

↓


Fig:2.3


3. Navigation Tips

3.1 Login


- Login to the portal as shown in Fig:1.1, then click on '**Candidate Login**' to access your profile (Fig: 3.1)

Click Here


Andhra Pradesh Diploma in Elementary Education Common Entrance Test



SRI NARA CHANDRABABU NAIDU
Hon'ble Chief Minister of Andhra Pradesh




SRI NARA LOKESH
Hon'ble Minister, Revenue Development


Department Login
Candidate Login

Message Board

Welcome To DEECET 2025 .

APDEECET - 2025
Directorate of School Education


Notification
[Click Here](#)


Schedule
[Click Here](#)

Notifications

Fig:3.1

- Use your '**Candidate ID**' and '**Date of Birth**' to log in and access your profile details (Fig: 3.2).

Andhra Pradesh Diploma in Elementary Education Common Entrance Test

SRI NARA CHANDRABABU NAIDU
Haryana Chief Minister of Andhra Pradesh

SRI NARA LOKESH
Andhra Pradesh Minister of Education

AP DEECET - 2025 Login

Candidate ID:

Date Of Birth:

353956 Enter Captcha

Get Details

Designed and Developed by apcress

Fig:3.2

3.2 View / Edit Profile

- On the login homepage, you can view your details and the amount paid.

Andhra Pradesh Diploma in Elementary Education Common Entrance Test

XXXXXX

Home

Candidate Services

Logout

Candidate Details

| | | | |
|-----------------------|------------|------------------|---------|
| Candidate Id : | XXXXXXX | Candidate Name : | XXXXXXX |
| Candidate Aadhar : | XXXXXXX | Mobile : | XXXXXXX |
| DOB : | XXXXXXX | Amount Paid : | 2 /- |
| Payment Date & Time : | 17-04-2025 | | |

Fig:3.3

- When you click on '**Candidate Services**' and select '**Application Form**', you will be proceeding to fill your form.

Note: You must check the Declaration box (Fig:3.4) to proceed with the rest of the application. Without checking this box, you will not be able to complete your application.

Andhra Pradesh Diploma in Elementary Education Common Entrance Test

AP DEECET - 2025 Application Form

Declaration-1

[I have read the information bulletin](#)

Application Details

Name of the Applicant * Mother's Name * Father's Name * Dob *

Fig:3.4

- Once you check '**Declaration-1**', you will be able to view and start filling out your application.

Andhra Pradesh Diploma in Elementary Education Common Entrance Test

AP DEECET - 2025 Application Form

Declaration-1

☒ I have read the information bulletin

Application Details

Name of the Applicant * Mother's Name * Father's Name * Dob *

Gender * Mobile * Aadhar * Email *

Select Religion * Community * Select NCC Type * Select Defence Personnel *

Select level of game / sport * Select scouts and guides * Identification Marks-1 as given in SSC Certificate * Identification Marks-2 as given in SSC Certificate *

Are You Came From Telangana after bifurcation of State Le on 02/06/2014 and are you claiming under the G.O MS No 133

Upload Photo With Signature

Choose File No file chosen

Reference image

Photo width = 3.5cm

Photo Height = 4.5cm

Signature Space = 1.5 cm

1. Paste the Photo on any white paper and Sign below (**sign in BLACK INK only**). Ensure that the signature is within the box. Scan the required size containing photograph and signature. Please do not scan the complete page.

2. The entire image consisting of the photo along with the signature is required to be scanned and stored in *.jpg format on local machine. Ensure that the size of the scanned image is not more than 50kb. If the size of the file is more than 50kb, then adjust the settings of the scanner such as the dpi resolution, no. of colours etc., during the process of scanning.

3. Applications with no photo/ unclear photo/ inadequate size photograph will not be accepted. Hall-Ticket will not be issued to such candidates.

4. Complaints relating to mismatch of photograph and candidate details will not be accepted after submitting of application at any cost.

Address For Communication

District * Mandal * Village * Door No *

Street * Pincode *

Physically Handicapped (PH) Details

if Differently Able (PH)

Yes No

Fig:3.5

- After completing your application, check '**Declaration-2**' to provide your consent for confirming the application (*Fig:3.6*).

Fig:3.6

3.3 Print Services

- To print your completed application, navigate to the '**Candidate Services**' section on the portal and click on '**Print Form**' to download or print a copy of your submitted application for your records.