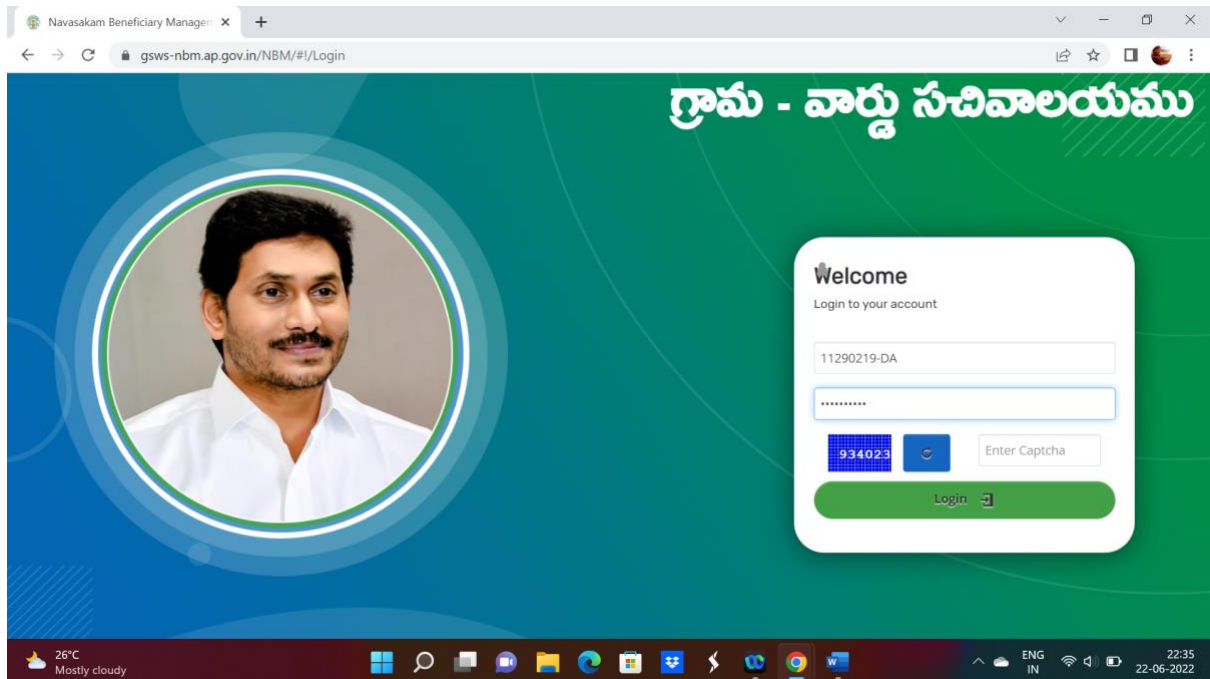
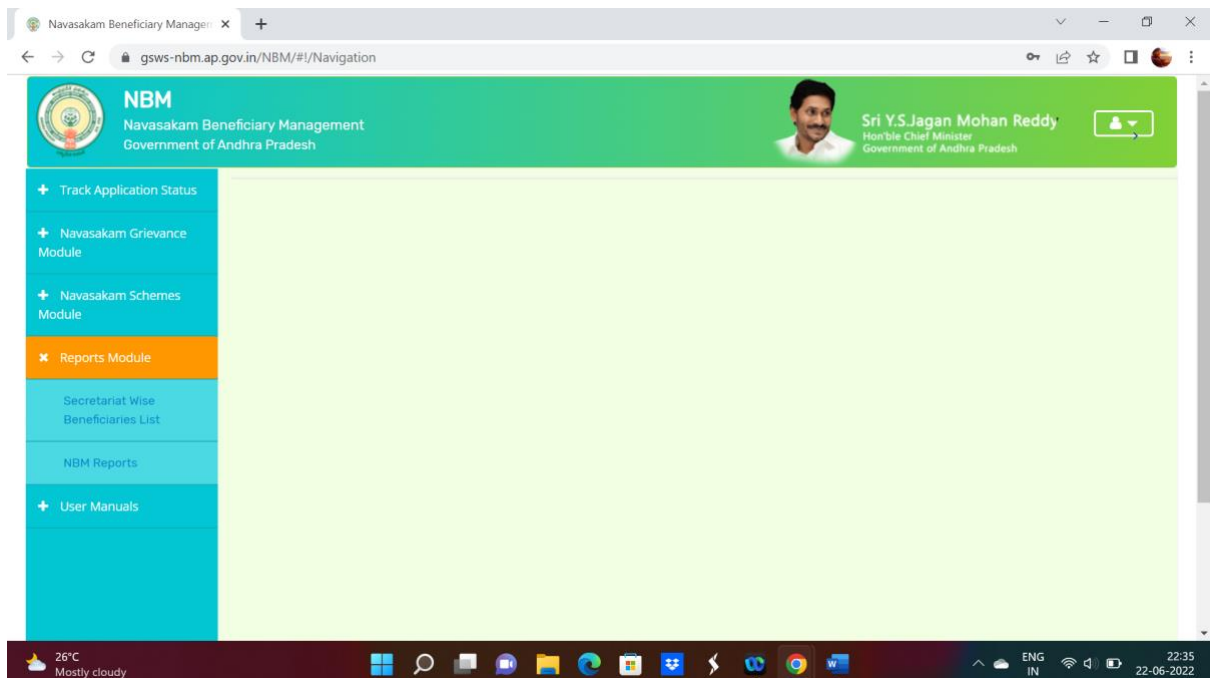


User can login into NBM portal with their login details. <https://gsws-nbm.ap.gov.in/NBM/#!/Login>

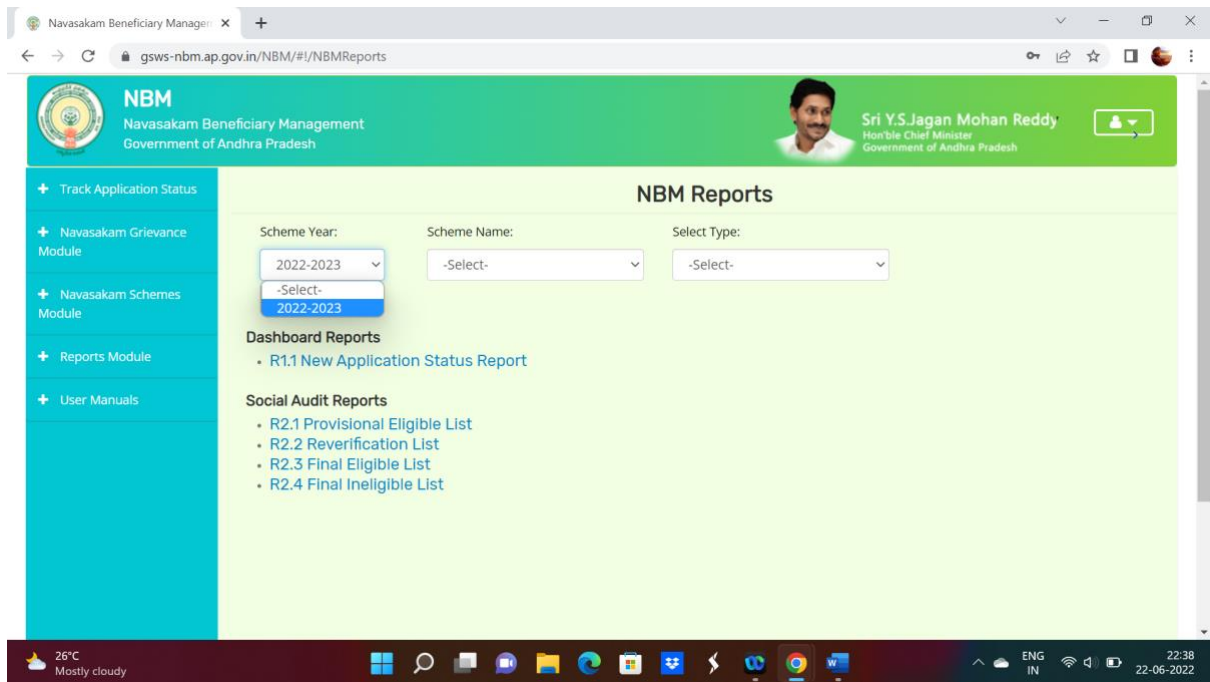


Click on Reports Module

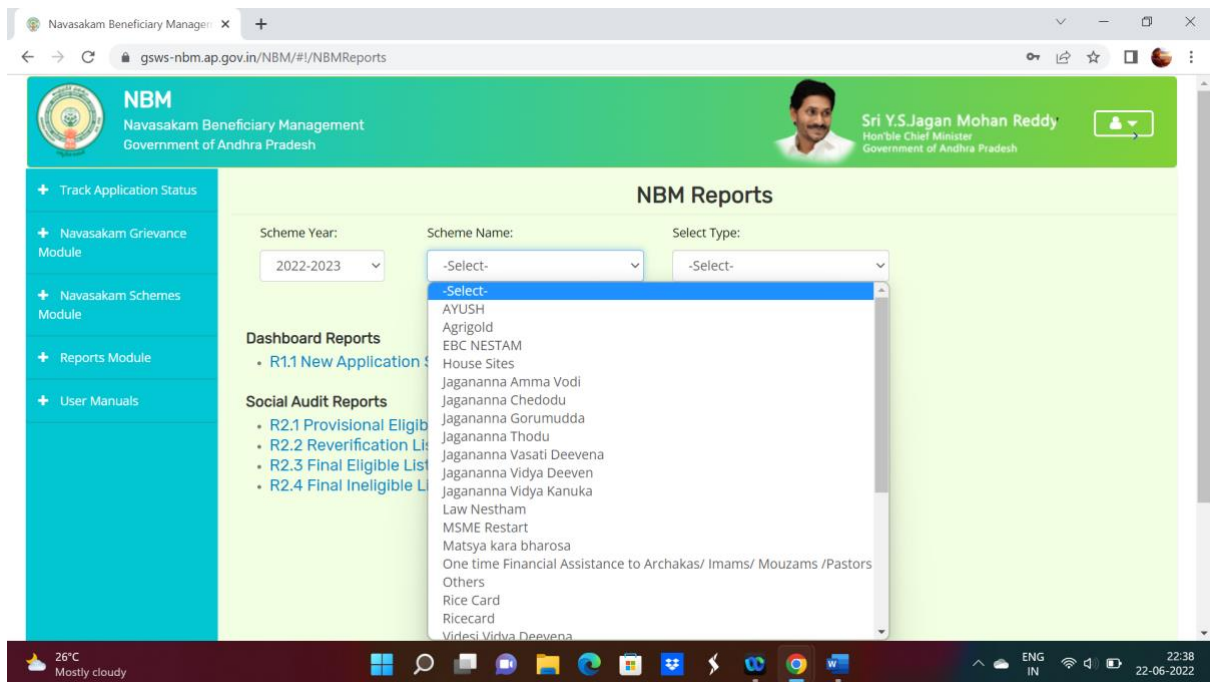


Click on NBM Reports.

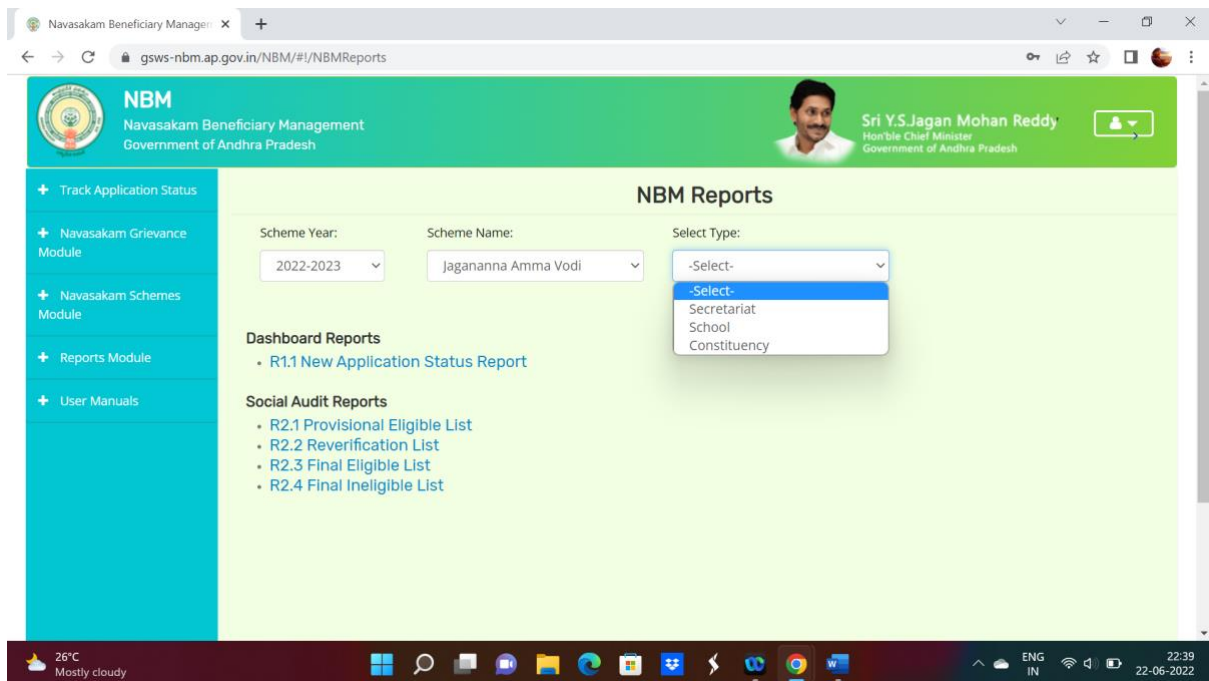
Here user can select Scheme Year, Scheme Name as shown in below screen



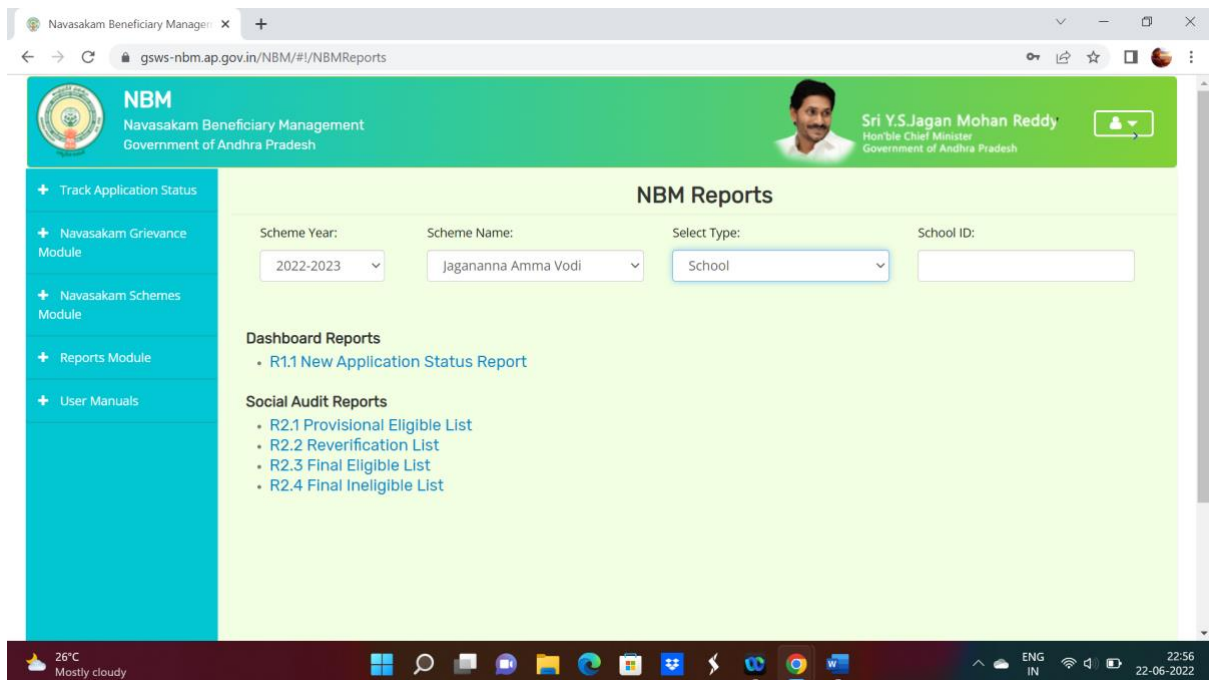
In the Scheme Name, all Scheme Names are displayed as shown below figure.



Select Scheme Name "Jagananna Amma Vodi" and select Type also



Here user can select type either by secretariat or School wise



If the user wants to select either by school wise then user needs to enter School ID as shown in above figure.

## Select Type as Secretariat

Then Click on R2.3 Final Eligible List then screen redirected to new tab and shows the list of beneficiaries as shown in below screen.

SL No.	Mother / Guardian Name తల్లి/ సంరక్షకుని పేరు	Mother / Guardian Aadhaar తల్లి/ సంరక్షకుని ఆధార్ సంఖ్య	Mother / Guardian Mobile No. తల్లి/ సంరక్షకుని మొబైల్ నెంబర్	Total Amount to be Given (Rs) ఇవ్వాలి,న మొత్తం	Postmatric scholarships for SC students. Amount Received (Rs) SC బోన్స్ మెట్రిక్ విద్యార్థులు స్కాలర్ షిప్ కింద చెల్లించబడిన సగటు	Net Amount to be Paid Under Jaganna Amma Vodi (Rs) జగన్నమ్మ అమ్మవడి కింద చెల్లించవలసిన నికర మొత్తం	NPCI Status(Active/Inactive) NPCI స్థితి (యాక్టివ్/ ఇన్యాక్టివ్)
1	డీ పకీలా	xxxxxxx0328	XXXXXX-3454	14000	0	14000	ACTIVE
2	మంగళ రామాంజనేయ	xxxxxxx3715		14000	0	14000	IN ACTIVE
3	కొమర రమణమ్మ	xxxxxxx3908	XXXXXX-6249	14000	0	14000	ACTIVE
4	షేక్ నీళుపర్	xxxxxxx4662	XXXXXX-0800	14000	0	14000	ACTIVE
5	అదివాసీ హరియల్	xxxxxxx4752		14000	0	14000	ACTIVE

Click on Print button and user can download or print the list.

The screenshot shows a web browser window with two tabs titled "Navasakam Beneficiary Manager". The address bar shows "about:blank". A print dialog box is open on the right side of the browser, with the following settings:

- Print: 20 sheets of paper
- Destination: Microsoft Print to PDF
- Pages: All
- Colour: Colour
- More settings: (dropdown arrow)
- Buttons: Print, Cancel

The background content is a table titled "గ్రామ - వార్డు పేర్ల జాబితా" (Village - Ward List) from the Government of Andhra Pradesh. The table has columns for S.No., Ward Name, and other details. The first row is partially visible with the text "Urban/Ru".

At the bottom of the browser window, a Windows taskbar is visible with the following information:

- Temperature: 26°C, Mostly cloudy
- Language: ENG IN
- Time: 22:43
- Date: 22-06-2022