




ANDHRA SAND MOBILE APPLICATION

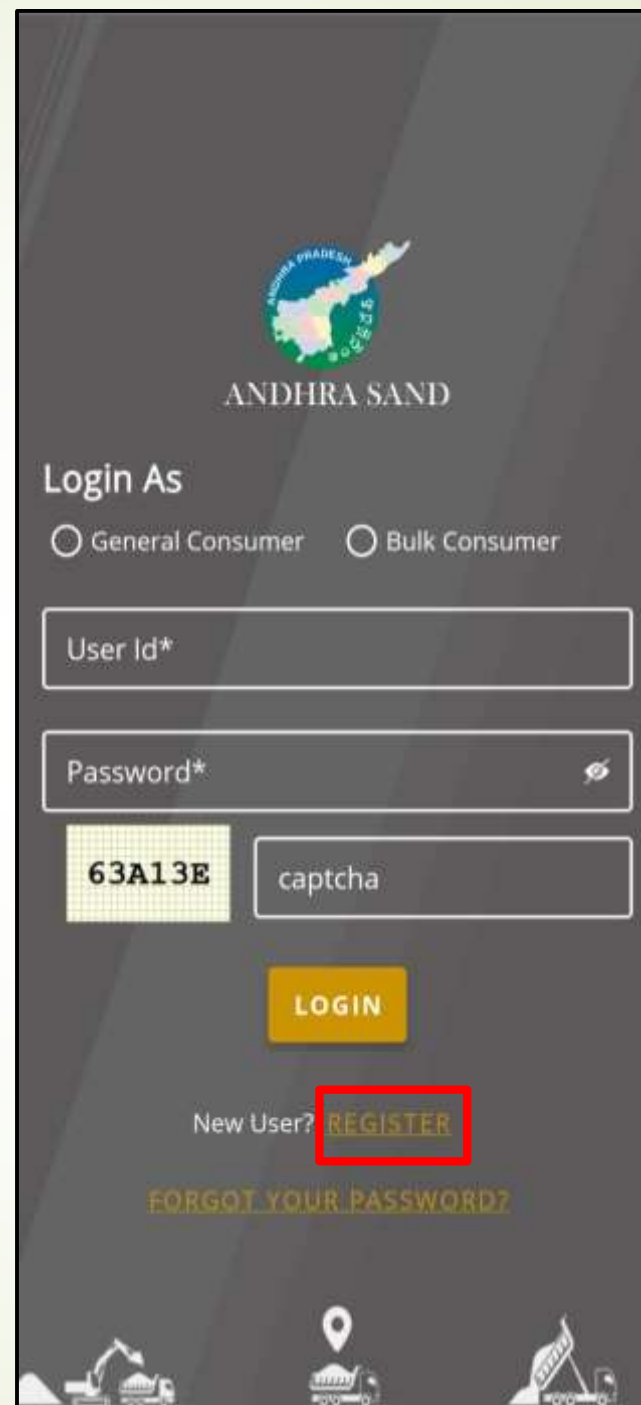
BULK CONSUMER REGISTRATION AND BOOKING

Visit Google Play store “AndhraSand”

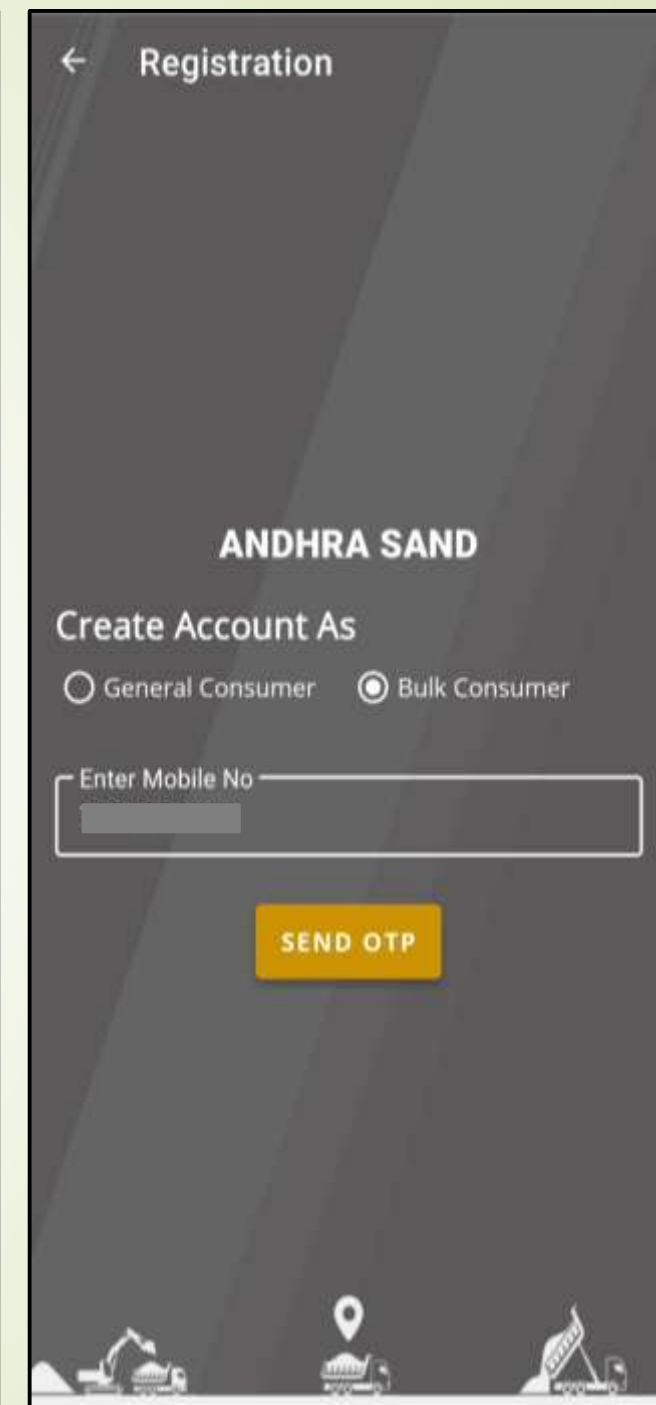


Bulk Consumer Registration

- ✓ For registering as new user consumer have to click on “REGISTER” button in the Home page.
- ✓ Select the preference type of consumer for registering as bulk consumer click on “Bulk Consumer” and please enter your valid mobile number and click on “SEND OTP”



The screenshot shows the ANDHRA SAND login interface. At the top, there is a logo for ANDHRA SAND featuring a map of the state. Below the logo, the text "ANDHRA SAND" is displayed. The main heading is "Login As", followed by two radio button options: "General Consumer" and "Bulk Consumer". There are three input fields: "User Id*", "Password*" (with an eye icon for visibility), and a captcha field containing the text "63A13E". A yellow "LOGIN" button is positioned below the input fields. At the bottom, there is a link for "New User? REGISTER" (the "REGISTER" text is highlighted with a red box) and a link for "FORGOT YOUR PASSWORD?". The bottom navigation bar contains icons for a home page, a location pin, and a flag.



The screenshot shows the ANDHRA SAND registration interface. At the top, there is a back arrow and the text "Registration". Below this, the ANDHRA SAND logo is displayed. The main heading is "Create Account As", followed by two radio button options: "General Consumer" and "Bulk Consumer". There is one input field labeled "Enter Mobile No" with a grey placeholder. A yellow "SEND OTP" button is positioned below the input field. The bottom navigation bar contains icons for a home page, a location pin, and a flag.

Bulk Consumer Registration

- ✓ Please enter valid OTP sent to the mobile number and click on “Verify”
- ✓ If he/she did not receive OTP on time please click on “Resend”
- ✓ Please enter valid Email ID and enter the code sent to Email ID and click on “Verify”

← Registration

OTP Verification

Create Account As

General Consumer Bulk Consumer

Enter Mobile No

Enter OTP

Verify Resend

The screenshot shows the 'Registration' screen with a back arrow at the top left. The title is 'Registration'. Below it, there is a section for 'OTP Verification'. Underneath, it says 'Create Account As' with two radio button options: 'General Consumer' and 'Bulk Consumer', where 'Bulk Consumer' is selected. There are two input fields: 'Enter Mobile No' and 'Enter OTP'. At the bottom, there are two buttons: 'Verify' (highlighted with a red box) and 'Resend'.

← Bulk Registration

Enter Email Id

Enter Code

Verify Resend 00:8

The screenshot shows the 'Bulk Registration' screen with a back arrow at the top left. The title is 'Bulk Registration'. There are two input fields: 'Enter Email Id' and 'Enter Code'. Below these, there are two buttons: 'Verify' (highlighted with a red box) and 'Resend'. To the right of the 'Resend' button is a timer showing '00:8'. At the bottom, there are three icons representing different types of construction equipment.

Bulk Consumer Registration

- ✓ Bulk Consumer registration User Id need to be selected, password and confirm password, and need to fill all the mandatory fields along with GST number, PAN number and need to upload documents.

Bulk Registration

User Id is same as Mobile Number User Id Same as Email Id

User Id*

Password*

Confirm Password*

Company Name*

Contact Number*

Alternate Number*

District*

District : Krishna

RuralorUrban*

RuralOrUrban : Urban

Bulk Registration

Mandal or Municipality*

Mandal : Vijayawada (Urban)

GP/Ward Id*

Village : 0009

Present Communication Address*

2-65 Near Ring Road

Land Mark*

Near Temple

Pincode*

520008

GST Number*

PAN Number*

Upload GST Certificate(JPG/PNG/PDF)*

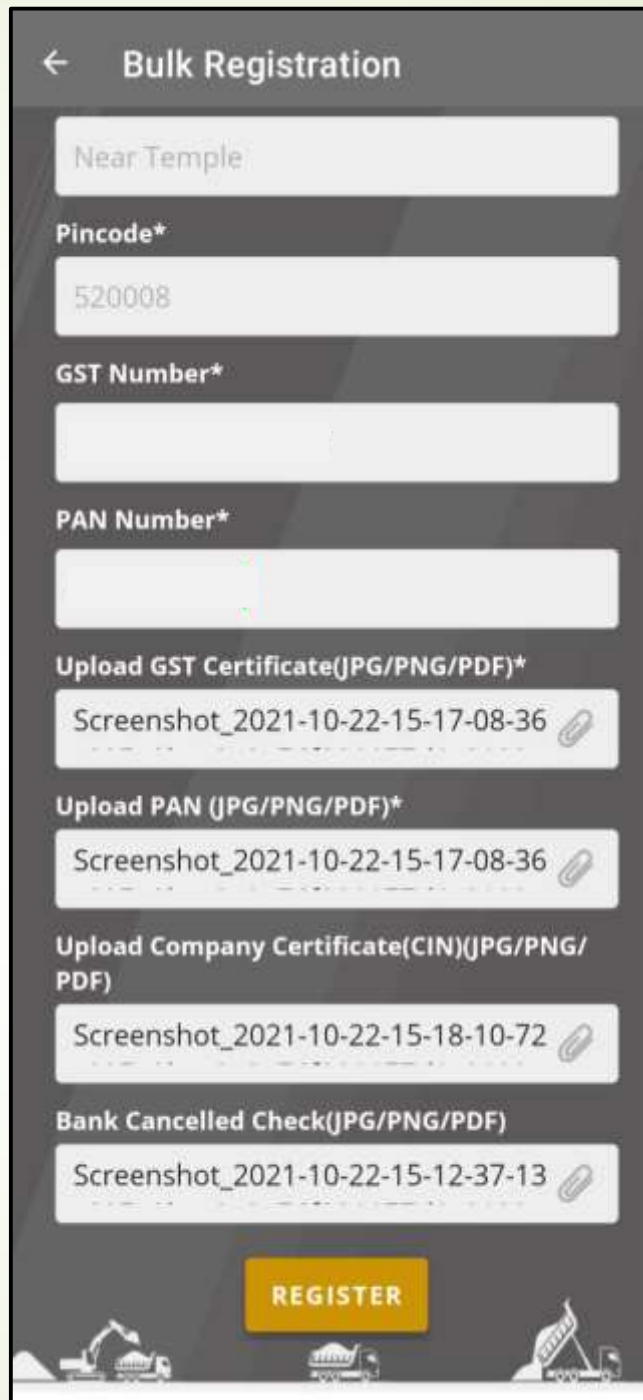
Screenshot_2021-10-22-15-17-08-36

Upload PAN (JPG/PNG/PDF)*

Screenshot_2021-10-22-15-17-08-36

Bulk Consumer Registration

- ✓ For Bulk consumer registration consumer need to upload GST certificate, PAN card which are mandatory and company certificate and bank cancelled cheque which are non mandatory and click on "REGISTER".



The screenshot shows a mobile application interface for "Bulk Registration". It features several input fields and upload sections:

- Location:** A text field containing "Near Temple".
- Pincode*:** A text field containing "520008".
- GST Number*:** An empty text field.
- PAN Number*:** An empty text field.
- Upload GST Certificate(JPG/PNG/PDF)*:** A section with a file name "Screenshot_2021-10-22-15-17-08-36" and a paperclip icon.
- Upload PAN (JPG/PNG/PDF)*:** A section with a file name "Screenshot_2021-10-22-15-17-08-36" and a paperclip icon.
- Upload Company Certificate(CIN)(JPG/PNG/PDF):** A section with a file name "Screenshot_2021-10-22-15-18-10-72" and a paperclip icon.
- Bank Cancelled Check(JPG/PNG/PDF):** A section with a file name "Screenshot_2021-10-22-15-12-37-13" and a paperclip icon.

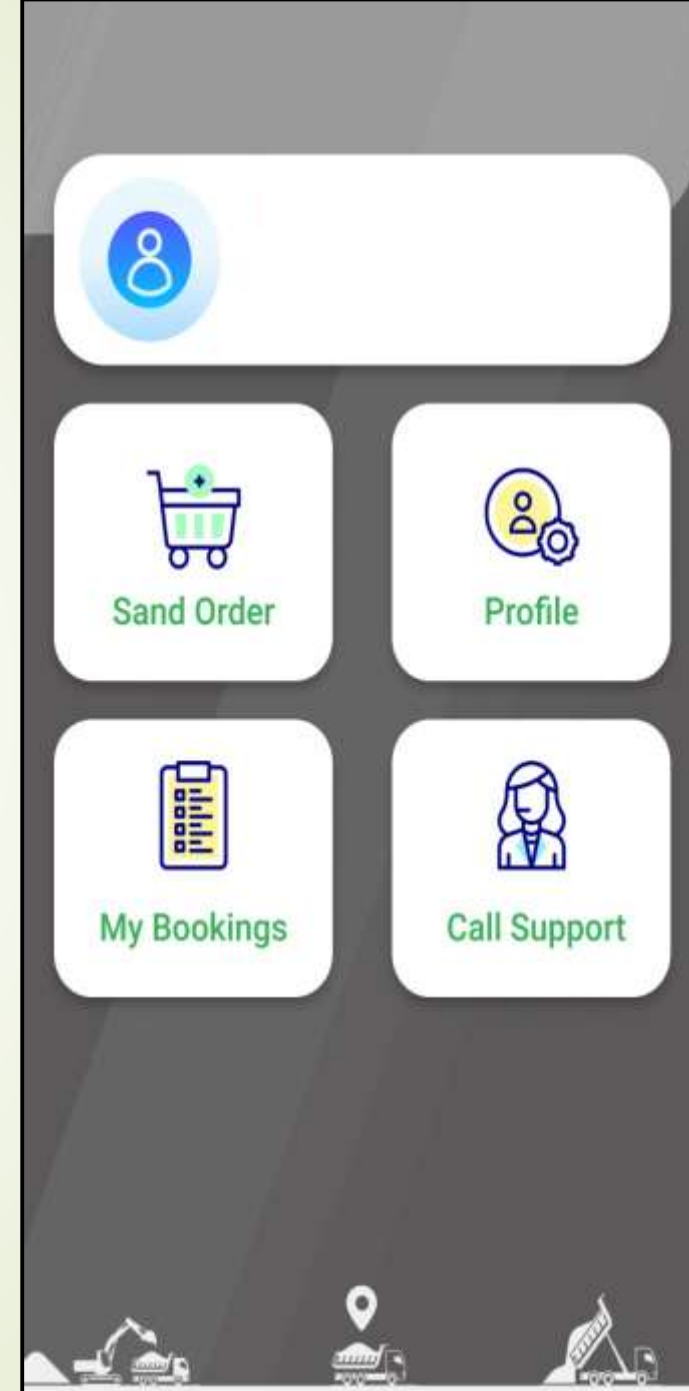
At the bottom of the form is a prominent yellow button labeled "REGISTER". Below the button are three small icons representing different types of construction equipment: an excavator, a truck, and a bulldozer.

Bulk Consumer Login

- ✓ After successful registration consumer can login into the application by entering User Id, Password and captcha code and click on Login.

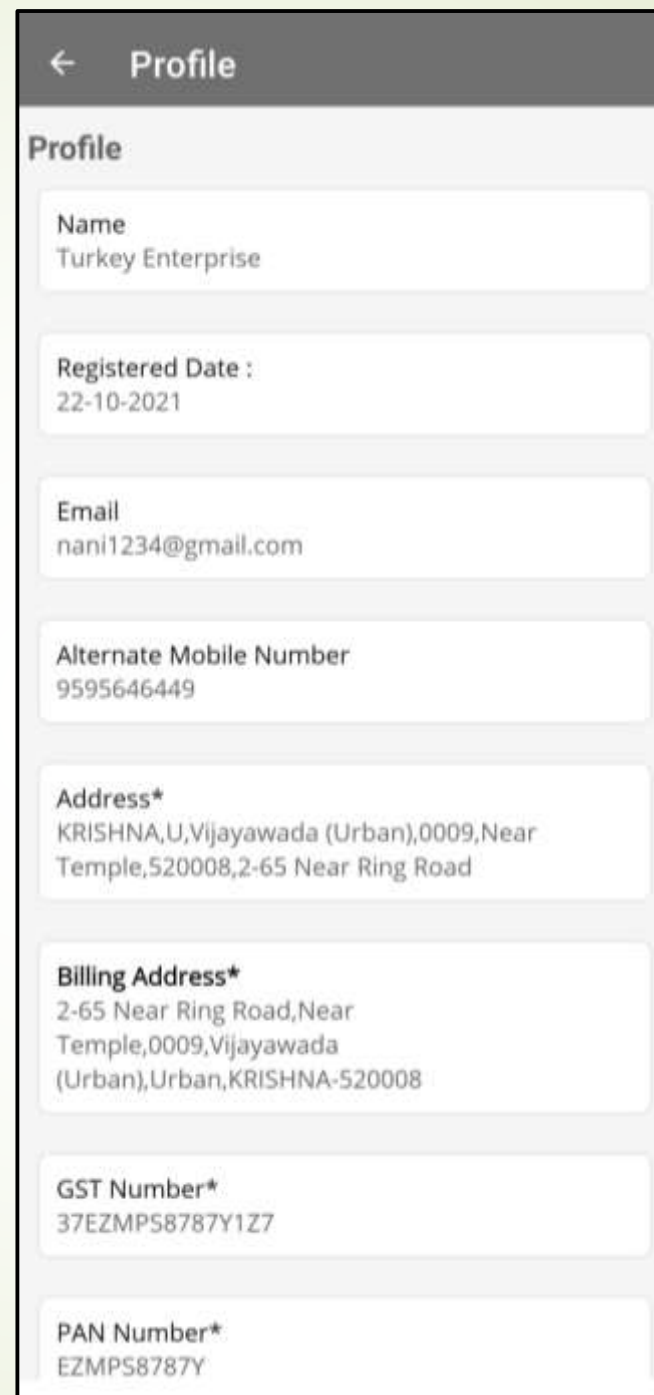


The screenshot shows the login interface for ANDHRA SAND. At the top is the ANDHRA SAND logo, which includes a map of the state and the text 'ANDHRA SAND'. Below the logo, the text 'Login As' is displayed. There are two radio buttons: 'General Consumer' (unselected) and 'Bulk Consumer' (selected). Below this are three input fields: 'User Id*' (with a greyed-out placeholder), 'Password*' (with a greyed-out placeholder and an eye icon for visibility), and 'captcha' (with a greyed-out placeholder). To the left of the captcha field is a small image of a captcha code '1690BC'. Below the input fields is a yellow 'LOGIN' button. At the bottom, there are links for 'New User? REGISTER' and 'FORGOT YOUR PASSWORD?'. The footer contains icons for a truck, a location pin, and a flag.



Profile Update

- ✓ Consumer can update the profile by selecting the profile option.
- ✓ Bulk consumer can update Billing Address which is linked with the GST number, to update need to fill all the mandatory details and click on "UPDATE".



← Profile

Profile

Name
Turkey Enterprise

Registered Date :
22-10-2021

Email
nani1234@gmail.com

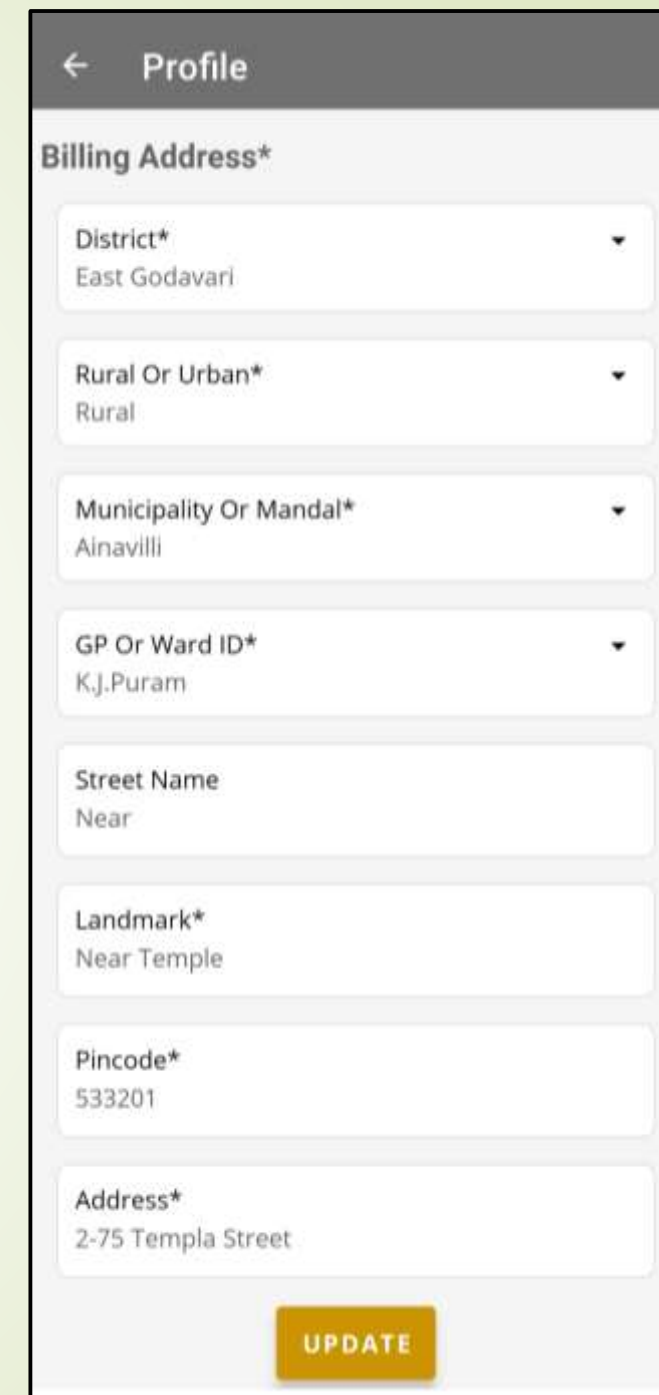
Alternate Mobile Number
9595646449

Address*
KRISHNA,U,Vijayawada (Urban),0009,Near Temple,520008,2-65 Near Ring Road

Billing Address*
2-65 Near Ring Road,Near Temple,0009,Vijayawada (Urban),Urban,KRISHNA-520008

GST Number*
37EZMPS8787Y1Z7

PAN Number*
EZMPS8787Y



← Profile

Billing Address*

District*
East Godavari

Rural Or Urban*
Rural

Municipality Or Mandal*
Ainavilli

GP Or Ward ID*
K.J.Puram

Street Name
Near

Landmark*
Near Temple

Pincode*
533201

Address*
2-75 Tempila Street

UPDATE

Sand Order

- ✓ To order sand consumer need to validate the mobile number by clicking on “Yes” OTP will be sent to the registered mobile number.
- ✓ Please enter the valid OTP sent to your registered mobile number and click on “Verify”

← Sand Order

Validate online order by the OTP sent to your registered mobile number(XXXX-XX-1230)

Yes No

Mobile Number*
7095331230

SEND OTP

← Sand Order

Validate online order by the OTP sent to your registered mobile number(XXXX-XX-1230)

Yes No

Mobile Number*
7095331230

Otp
558403

Verify Resend **00:42**

Sand Order

- ✓ To order sand please click on order sand for bulk consumer need to add project.
- ✓ After selecting add project bulk consumer need to fill the all mandatory details like Rera Number, Project details, sand quantity, project work location, and Latlongs and click on Add project

Sand Order

Project & Vehicle & Sand Details

Project
Select Project

ADD PROJECT

Sand Quantity*
Select Sand Quantity

Vehicle Type
Select Vehicle Type

No Of Trips *
Select No Of Trips *

Order Quantity
Order Quantity

Delivery Address*

District*
Select District

Rural Or Urban*
Select Rural Or Urban

Add Project

Rera Number
123456789012346

Project Name
harish developers

Size Of Construction*
580887

Sand Quantity*
57545

District*
Krishna

Rural Or Urban*
Urban

Municipality Or Mandal*
Vijayawada (Urban)

GP Or Ward ID*
0009

Street Name
Veterinary Colony

Rural Or Urban*
Urban

Municipality Or Mandal*
Vijayawada (Urban)


GP Or Ward ID*
0009

Street Name
Veterinary Colony

Landmark*
Near Temple

Pincode*
520008

Address*
2-673 Prasadampadu

Geographical Address 
2, Veterinary Colony Rd Number 2,
Veterinary Colony, Vijayawada, Andhra
Pradesh 520008, India

ADD PROJECT **CLOSE**

Sand Order

- ✓ After adding project details to order sand on selection project consumer need to select No of trips, Order quantity, delivery address will be auto populate and click on “yes” for the confirmation address.

Sand Order

Project & Vehicle & Sand Details

Project
Select Project

ADD PROJECT

Sand Quantity*
Select Sand Quantity

Vehicle Type
Select Vehicle Type

No Of Trips *
Select No Of Trips *

Order Quantity
Order Quantity

Delivery Address*

District*
Select District

Rural Or Urban*
Select Rural Or Urban

Sand Order

Rural Or Urban*
Urban

Municipality Or Mandal*
Vijayawada (Urban)

GP Or Ward ID*
0001

Confirm Address

Address*
Krishna,Vijayawada (Urban),Urban,0001,Near Sai Baba Temple,,2-61 Near Vetanary Colony,520008

YES **NO**

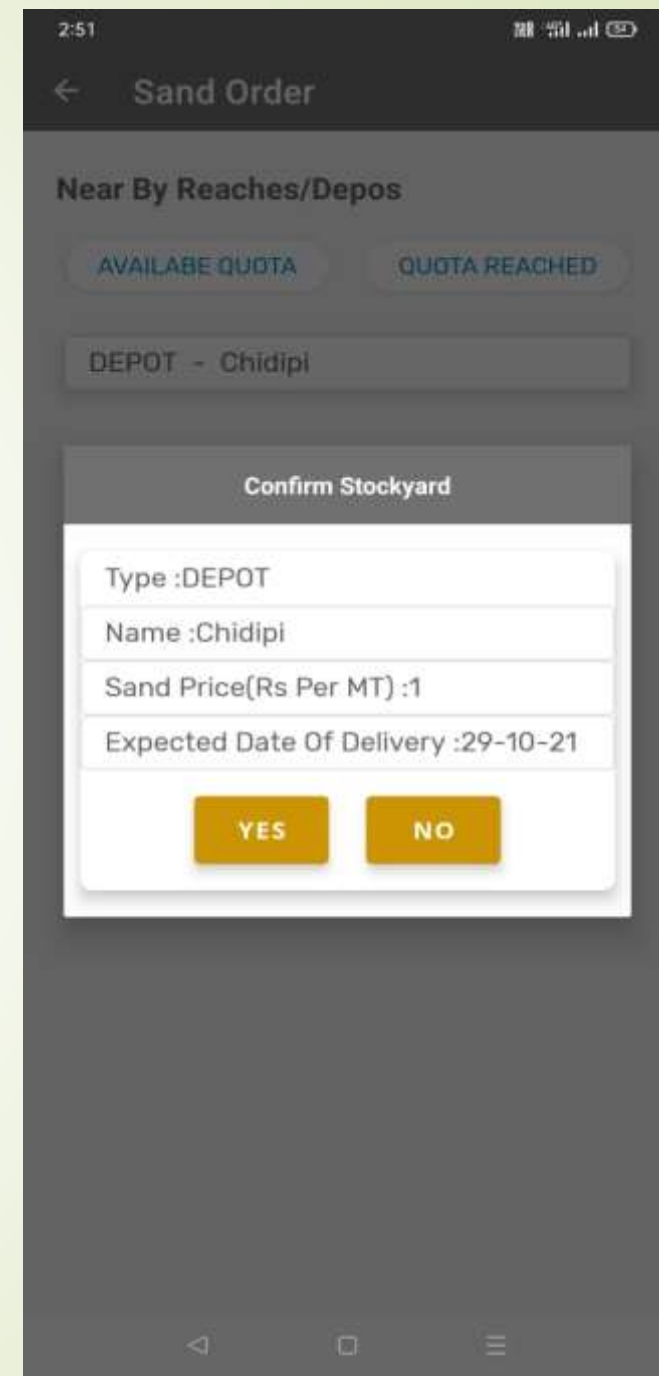
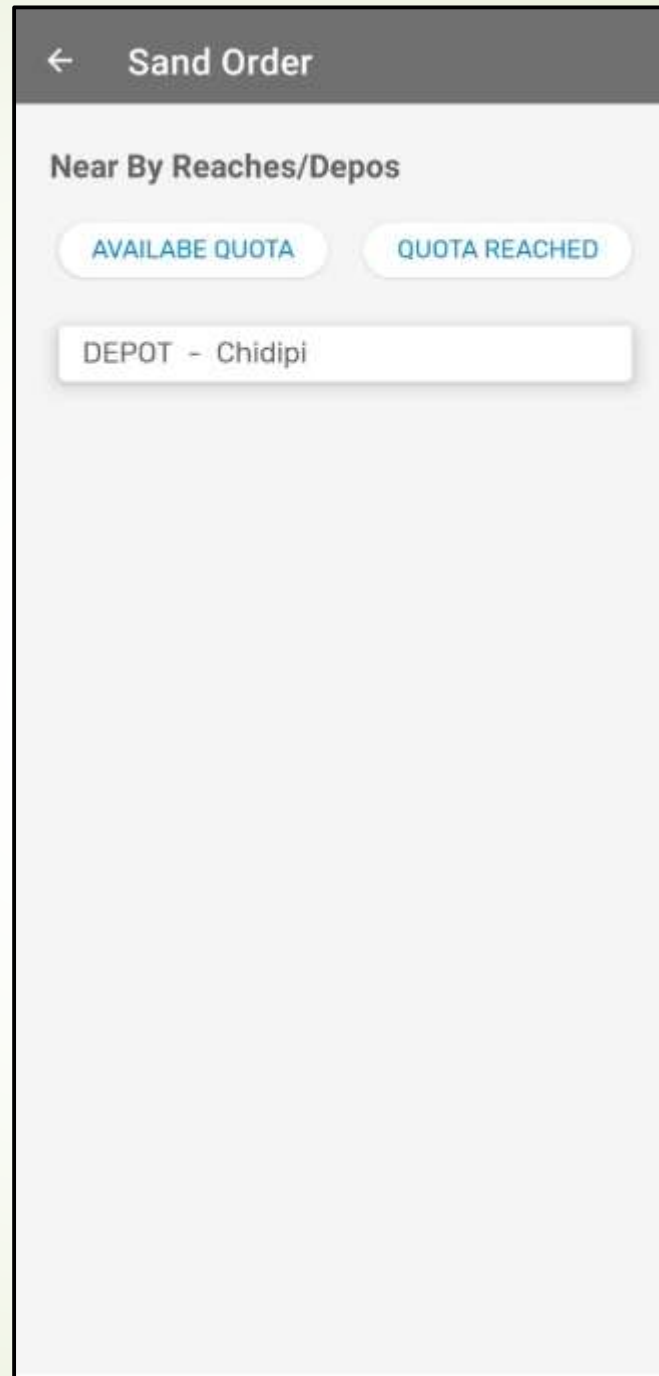
Address*
2-61 Near Vetanary Colony

GeographicAddress*
27, Rd Number 3, Veterinary Colony, Vijayawada, Andhra Pradesh 520008, India

CONFIRM ADDRESS

Sand Order

- ✓ After conforming address consumer can select the nearby depots/reach on selection depot where sand price per MT will be shown along with expected date of delivery and click on "YES"



Sand Order

- ✓ After stockyard conformation consumer will be shown stockyard details, delivery location, payment details.

Sand Order

Details

Name
PHANI

Alternate Mobile Number

Sand Quantity
24 Metric Tons

Vehicle Type
12 Tyre Lorry

Address
Krishna,Vijayawada (Urban),Urban,0001,Near Sai Baba Temple,,2-61 Near Vetanary Colony,520008

Selected Stockyard

Type
DEPOT

Name
Chidipi

Distance(Kms)
159.0


Sand Order

Distance(Kms)
159.0

Sand Price(Rs Per MT)
1

Expected Date of Delivery
29-10-21

Delivery Location Preview



Payment Details


Sand Price(Rs.)
24 MTs X Rs.1/- Rs. 24/-

Transport Price(Rs.)

Payment

- ✓ click on self declaration and click on proceed to payment.
- ✓ Consumer will redirect to the payment gateway with different payment options.

← Sand Order



Payment Details

Sand Price(Rs.)	24 MTs X Rs.1/-	Rs. 24/-
Transport Price(Rs.)	Rs.1/-	Rs. 1/-
* Includes Toll Fee Amount		
Convenience Fee		Rs. 0/-
Net Payable Amount		Rs. 25/-

I declare that the information provided is true and complete to the best of my knowledge with subject to review and verification if found falsified.


I confirm that I have read and agree to the Andhra Sand Terms Of Service and agree to associate my account details with Andhra Sand

[Terms Of Service](#)

PROCEED TO PAYMENT

2:52

10/22/2021 2:52:06 PM;



ANDHRA SAND

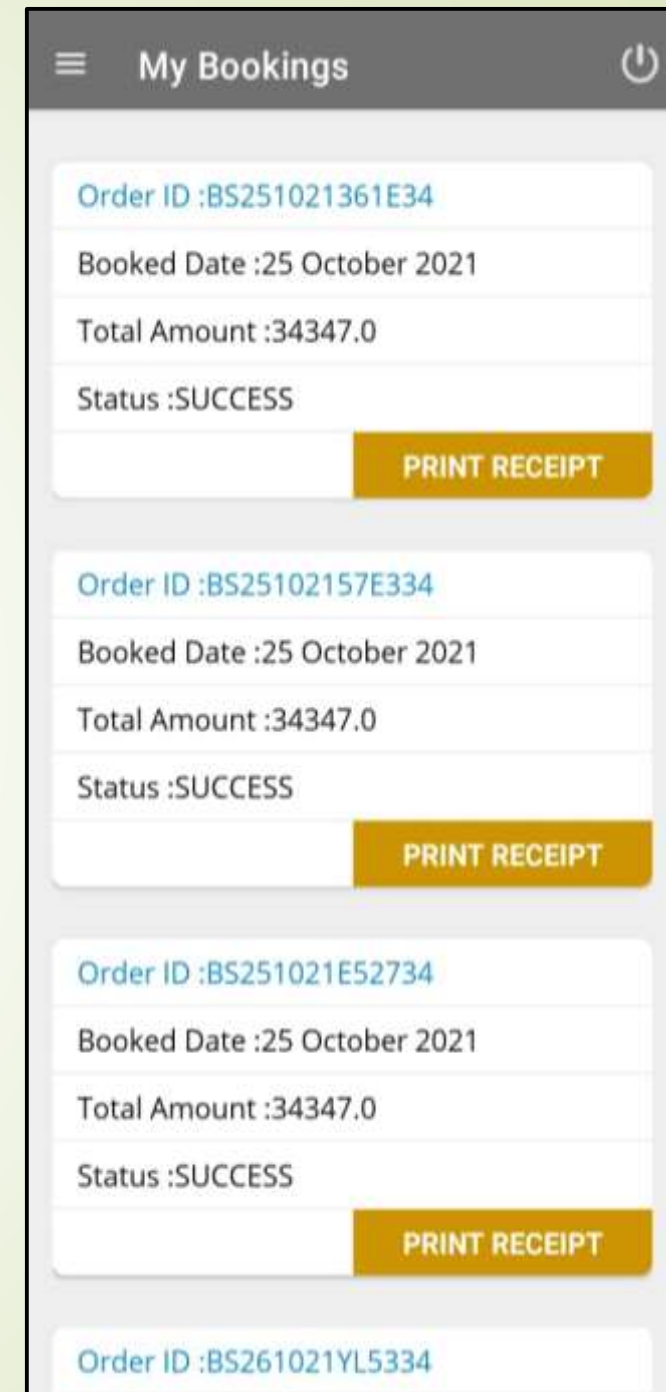
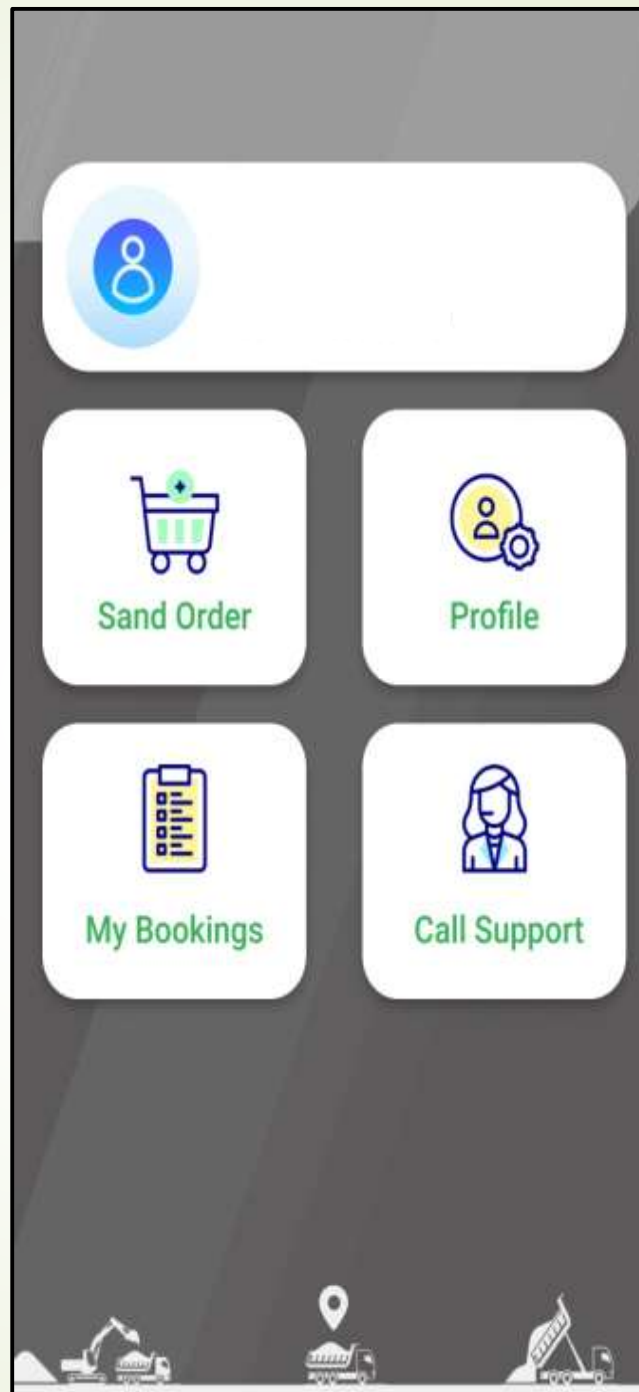
SAND SALE MANAGEMENT SYSTEM

Please Wait....Your Payment Is Currently Being Processed. Do Not Refresh Or Close Your Browser!

© Copyright Andhra Sand., <http://andhrasand.com>

My Bookings

- ✓ After successful payment select “My Bookings” where consumer bookings history will be displayed.
- ✓ Click on “Print Receipt” to view and download consumer sand order receipt.



View/ Download Sand Transaction Receipt

- ✓ After click on print receipt consumer will be shown complete sand order details.
- ✓ To download receipt click on "Download" pdf will be download into the consumer mobile.

11:07

Order Details

Price Per Mt May Change For Sand Depot

Sand Order Id :BS251021361E34

Order Date :25 October 2021

Order Summary

Order Quantity24

vehicle Type :12 Tyre Lorry

Sand Cost(Rs.) :475

Transporter Charges(Rs.) :3

Convenience Fee(Rs.) :144.0

Total Amount Paid (Rs.) :34347.0

Payment Status24

Delivery Address

Customer Name :Bandi Transport

Mobile Number*

Address :TEST,TEST,TEST,AGALI,Agali ,ANANTAPUR,515311

Stockyard Address

Incharge Name :

Mobile Number*

Booked Date :25 October 2021

Sand Order Id :BS251021361E34

Order Date :25 October 2021

Order Summary

Order Quantity24

vehicle Type :12 Tyre Lorry

Sand Cost(Rs.) :475

Transporter Charges(Rs.) :3

Convenience Fee(Rs.) :144.0

Total Amount Paid (Rs.) :34347.0

Payment Status24

Delivery Address

Customer Name :Bandi Transport

Mobile Number*

Address :TEST,TEST,TEST,AGALI,Agali ,ANANTAPUR,515311

Stockyard Address

Incharge Name :

Mobile Number*

Address : ,RAYADURG ,Anantapur

DOWNLOAD **CLOSE**

View Document

Turkey Enterprise Pvt. Ltd

Online Sand Transaction Receipt

Sand Order Id :BS251021361E34

Date of Booking : 1

Order Quantity(Rs.) : 75

No Of Trips : 3

Vehicle Type : 12 Tyre Lorry

Sand Cost (Rs.) : 34280

Transporter Charges(Rs.) : 3

Convenience Fee(Rs.) : 144

Total Amount Paid (Rs.) : 34347

Payment Status : Success

Delivery Address

Customer Name	Mobile No	Address
Bandi Transport	9849717882	TEST,TEST,TEST,AGALI,Agali ,ANANTAPUR,515311

Stockyard Address

Customer Name	Mobile No	Address
Bandi Transport	9849717882	TEST,TEST,TEST,AGALI,Agali ,ANANTAPUR,515311

QR Code

Terms & Conditions

1. This receipt is generated automatically by the system and is valid for all transactions.

2. The receipt is valid only for the purpose of claiming the tax credit.

3. The receipt is valid only for the purpose of claiming the tax credit.

4. The receipt is valid only for the purpose of claiming the tax credit.

5. The receipt is valid only for the purpose of claiming the tax credit.

6. The receipt is valid only for the purpose of claiming the tax credit.

7. The receipt is valid only for the purpose of claiming the tax credit.

8. The receipt is valid only for the purpose of claiming the tax credit.

9. The receipt is valid only for the purpose of claiming the tax credit.

10. The receipt is valid only for the purpose of claiming the tax credit.

11. The receipt is valid only for the purpose of claiming the tax credit.

12. The receipt is valid only for the purpose of claiming the tax credit.

13. The receipt is valid only for the purpose of claiming the tax credit.

14. The receipt is valid only for the purpose of claiming the tax credit.

15. The receipt is valid only for the purpose of claiming the tax credit.

16. The receipt is valid only for the purpose of claiming the tax credit.

17. The receipt is valid only for the purpose of claiming the tax credit.

18. The receipt is valid only for the purpose of claiming the tax credit.

19. The receipt is valid only for the purpose of claiming the tax credit.

20. The receipt is valid only for the purpose of claiming the tax credit.

21. The receipt is valid only for the purpose of claiming the tax credit.

22. The receipt is valid only for the purpose of claiming the tax credit.

23. The receipt is valid only for the purpose of claiming the tax credit.

24. The receipt is valid only for the purpose of claiming the tax credit.

25. The receipt is valid only for the purpose of claiming the tax credit.

26. The receipt is valid only for the purpose of claiming the tax credit.

27. The receipt is valid only for the purpose of claiming the tax credit.

28. The receipt is valid only for the purpose of claiming the tax credit.

29. The receipt is valid only for the purpose of claiming the tax credit.

30. The receipt is valid only for the purpose of claiming the tax credit.

31. The receipt is valid only for the purpose of claiming the tax credit.

32. The receipt is valid only for the purpose of claiming the tax credit.

33. The receipt is valid only for the purpose of claiming the tax credit.

34. The receipt is valid only for the purpose of claiming the tax credit.

35. The receipt is valid only for the purpose of claiming the tax credit.

36. The receipt is valid only for the purpose of claiming the tax credit.

37. The receipt is valid only for the purpose of claiming the tax credit.

38. The receipt is valid only for the purpose of claiming the tax credit.

39. The receipt is valid only for the purpose of claiming the tax credit.

40. The receipt is valid only for the purpose of claiming the tax credit.

41. The receipt is valid only for the purpose of claiming the tax credit.

42. The receipt is valid only for the purpose of claiming the tax credit.

43. The receipt is valid only for the purpose of claiming the tax credit.

44. The receipt is valid only for the purpose of claiming the tax credit.

45. The receipt is valid only for the purpose of claiming the tax credit.

46. The receipt is valid only for the purpose of claiming the tax credit.

47. The receipt is valid only for the purpose of claiming the tax credit.

48. The receipt is valid only for the purpose of claiming the tax credit.

49. The receipt is valid only for the purpose of claiming the tax credit.

50. The receipt is valid only for the purpose of claiming the tax credit.

51. The receipt is valid only for the purpose of claiming the tax credit.

52. The receipt is valid only for the purpose of claiming the tax credit.

53. The receipt is valid only for the purpose of claiming the tax credit.

54. The receipt is valid only for the purpose of claiming the tax credit.

55. The receipt is valid only for the purpose of claiming the tax credit.

56. The receipt is valid only for the purpose of claiming the tax credit.

57. The receipt is valid only for the purpose of claiming the tax credit.

58. The receipt is valid only for the purpose of claiming the tax credit.

59. The receipt is valid only for the purpose of claiming the tax credit.

60. The receipt is valid only for the purpose of claiming the tax credit.

61. The receipt is valid only for the purpose of claiming the tax credit.

62. The receipt is valid only for the purpose of claiming the tax credit.

63. The receipt is valid only for the purpose of claiming the tax credit.

64. The receipt is valid only for the purpose of claiming the tax credit.

65. The receipt is valid only for the purpose of claiming the tax credit.

66. The receipt is valid only for the purpose of claiming the tax credit.

67. The receipt is valid only for the purpose of claiming the tax credit.

68. The receipt is valid only for the purpose of claiming the tax credit.

69. The receipt is valid only for the purpose of claiming the tax credit.

70. The receipt is valid only for the purpose of claiming the tax credit.

71. The receipt is valid only for the purpose of claiming the tax credit.

72. The receipt is valid only for the purpose of claiming the tax credit.

73. The receipt is valid only for the purpose of claiming the tax credit.

74. The receipt is valid only for the purpose of claiming the tax credit.

75. The receipt is valid only for the purpose of claiming the tax credit.

76. The receipt is valid only for the purpose of claiming the tax credit.

77. The receipt is valid only for the purpose of claiming the tax credit.

78. The receipt is valid only for the purpose of claiming the tax credit.

79. The receipt is valid only for the purpose of claiming the tax credit.

80. The receipt is valid only for the purpose of claiming the tax credit.

81. The receipt is valid only for the purpose of claiming the tax credit.

82. The receipt is valid only for the purpose of claiming the tax credit.

83. The receipt is valid only for the purpose of claiming the tax credit.

84. The receipt is valid only for the purpose of claiming the tax credit.

85. The receipt is valid only for the purpose of claiming the tax credit.

86. The receipt is valid only for the purpose of claiming the tax credit.

87. The receipt is valid only for the purpose of claiming the tax credit.

88. The receipt is valid only for the purpose of claiming the tax credit.

89. The receipt is valid only for the purpose of claiming the tax credit.

90. The receipt is valid only for the purpose of claiming the tax credit.

91. The receipt is valid only for the purpose of claiming the tax credit.

92. The receipt is valid only for the purpose of claiming the tax credit.

93. The receipt is valid only for the purpose of claiming the tax credit.

94. The receipt is valid only for the purpose of claiming the tax credit.

95. The receipt is valid only for the purpose of claiming the tax credit.

96. The receipt is valid only for the purpose of claiming the tax credit.

97. The receipt is valid only for the purpose of claiming the tax credit.

98. The receipt is valid only for the purpose of claiming the tax credit.

99. The receipt is valid only for the purpose of claiming the tax credit.

100. The receipt is valid only for the purpose of claiming the tax credit.



Thank You